

CANCER INCIDENCE & MORTALITY DATA SRI LANKA 2015



Table 07. Cancer Incidence in Sri Lanka

Site	Number	%	CR	MR
Male	4970	47.9	80.4	90.4
Female	9132	52.1	86.7	88.7
Total	17492	100.0	83.7	89.2

NATIONAL CANCER CONTROL PROGRAMME
MINISTRY OF HEALTH



National Cancer Incidence and Mortality Data Sri Lanka 2015



National Cancer Control Programme
555, Public Health Complex,
Elvitigala Mawatha
Narahenpita, Colombo 5
Sri Lanka

17th Publication – National Cancer Incidence and Mortality Data Sri Lanka: 2015

Published in March 2021

ISBN No: 978-624-5500-00-0

Compiled by

Strategic Information Management (SIM) Unit
National Cancer Control Programme
Ministry of Health

Published by



National Cancer Control Programme
Ministry of Health
555/5 Public Health Complex
Elvitigala Mawatha,
Narahenpita, Colombo 05
Sri Lanka

Contact No +94 112368627, Fax +94 112368627

Email- nccpsl@yahoo.com

Web – www.nccp.health.gov.lk



National Cancer Control Programme, Sri Lanka

Printed by: S&S Printers

No. 49, Jayantha Weerasekara Mawatha,

Colombo 10.

Table of Contents

	Page No.
Table of Contents	iii
List of Tables	lv
List of Figures	vi
Message from the Director General of Health Services	ix
Message from the Deputy Director General of Non-Communicable Diseases	xi
Foreword from Director, National Cancer Control Programme	xiii
List of Contributors	xiv
List of Acknowledgements	xv
Executive summary	1
Introduction	5
Methodology	6
Cancer incidence data of Sri Lanka - 2015	13
Cancer mortality data of Sri Lanka	98
Annex	103
List of References	104

List of Tables

Table No.	Description	Page No.
Section 1 – Cancer Incidence Data of Sri Lanka, 2015		
01.	Cancer incidence by sex in Sri Lanka, 1985 – 2015	13
02.	Cancer incidence by 5-year age groups and sex in Sri Lanka, 2015	16
03.	Leading cancer sites by sex in Sri Lanka, 2015	17
04.	Number of cancers by five-year age groups and ICD10 site among Males in Sri Lanka, 2015	25
05.	Number of cancers by five-year age groups and ICD 10 site among Females in Sri Lanka, 2015	28
06.	Number of cancer by five-year age groups and ICD 10 site categories among males in Sri Lanka 2015.	32
07.	Number of cancers by five-year age groups and ICD 10 site categories among females in Sri Lanka, 2015	33
08.	Age specific incidence rate, Crude incidence rate, Age standardized incidence rate per 100,000 population & Cumulative risk of cancers by five-year age group and ICD 10 site categories among Males in Sri Lanka, 2015	34
09.	Age specific incidence rate, Crude incidence rate, Age standardized incidence rate per 100,000 population & Cumulative risk of cancers by five-year age groups and ICD 10 site among Females in Sri Lanka, 2015	35
10.	Lip, tongue and mouth cancer incidence data in Sri Lanka, 2015	36
11.	Pharyngeal cancer incidence data in Sri Lanka, 2015	39
12.	Oesophageal cancer incidence data in Sri Lanka, 2015	41
13.	Stomach cancer incidence data in Sri Lanka, 2015	43
14.	Colon and rectal cancer incidence data in Sri Lanka, 2015	45
15.	Laryngeal cancer incidence data in Sri Lanka, 2015	47
16.	Trachea, bronchus and lung cancer incidence data in Sri Lanka, 2015	49
17.	Skin cancer incidence data in Sri Lanka, 2015	51
18.	Breast cancer incidence data in Sri Lanka, 2015	53
19.	Cervix Uteri cancer incidence data in Sri Lanka, 2015	55
20.	Uterine cancer incidence data in Sri Lanka, 2015	57
21.	Ovary cancer incidence data in Sri Lanka, 2015	59
22.	Prostate cancer incidence data in Sri Lanka, 2015	61
23.	Urinary bladder cancer incidence data in Sri Lanka, 2015	62
24.	Thyroid gland cancer incidence data in Sri Lanka, 2015	64
25.	Lymphoma incidence data in Sri Lanka, 2015	66
26.	Leukemia incidence data in Sri Lanka, 2015	68
27.	Basis of diagnosis of Cancer patients in Sri Lanka 2015	71
28.	Childhood & Adolescent cancer incidence data 0-19 years in Sri Lanka, 2015	73
29.	Overall cancer incidence by province & district in Sri Lanka, 2015	78
30.	Leading cancer incidence data by district in Sri Lanka, 2015	79

Table No.	Description	Page No.
-----------	-------------	----------

Section 2 – Cancer Mortality Data of Sri Lanka 2015

31.	Deaths due to cancers at the hospitals in Sri Lanka, 2005-2015	98
32.	Deaths due to cancers out of all registered deaths in hospitals & field in Sri Lanka, 2005 – 2015	98
33.	Proportion of deaths due to cancers occurred at the hospitals out of total cancer deaths in Sri Lanka 2010-2014	99
34.	Deaths due to cancers by sex and out of all registered deaths in the hospitals & field in Sri Lanka 2001-2015	99

List of Figures

Figure No.	Description	Page No.
Section 1 – Cancer Incidence Data of Sri Lanka 2015		
01.	Population Pyramid of Sri Lanka in 2015 by 5-year age groups	13
02.	Crude Cancer Incidence Rates of Sri Lanka, 1985 – 2015	14
03.	Age Standardized Cancer incidence rates of Sri Lanka 1985-2015	14
04.	Age Standardized Cancer Incidence Rates of Sri Lanka, 2005 – 2015	15
05.	Cancer Incidence Rates of Sri Lanka – 2015	15
06.	Age Specific Cancer Incidence rates in Sri Lanka – 2015	16
07.	Proportion of leading cancers in Males in Sri Lanka – 2015	18
08.	Protection of leading cancers in Females in Sri Lanka - 2015	18
09.	Crude incidence rates of leading cancers in males in Sri Lanka 2015	19
10.	Crude incidence rates of leading cancers in females in Sri Lanka 2015	19
11.	Leading cancers by 0 – 14 year age group among Males in Sri Lanka in year 2015	20
12.	Leading cancers by 0 – 14 year age group among Females in Sri Lanka in year 2015	20
13.	Leading cancers by 15 – 34 year age group among Males in Sri Lanka in year 2015	21
14.	Leading cancers by 15 – 34 year age group among Females in Sri Lanka in year 2015	21
15.	Leading cancers by 35 – 49 year age group among Males in Sri Lanka in year 2015	22
16.	Leading cancers by 35 – 49 year age group among Females in Sri Lanka in year 2015	22
17.	Leading cancers by 50 – 64 year age group among Males in Sri Lanka in year 2015	23
18.	Leading cancers by 50 – 64 year age group among Females in Sri Lanka in year 2015	23
19.	Leading cancers by 65 years & above age group among Males in Sri Lanka in year 2015	24
20.	Leading cancers by 65 years & above age group among Females in Sri Lanka in year 2015	24
21.	Age specific incidence rates of Lip, tongue and mouth cancers in Sri Lanka in year 2015	38
22.	Age standardized incidence rates of Lip, tongue and mouth cancers in Sri Lanka, 1985 – 2015	38
23.	Age specific incidence rates of Pharyngeal cancers in Sri Lanka in year 2015	40
24.	Age standardized incidence rates of Pharyngeal cancers in Sri Lanka, 1985 – 2015	40
25.	Age specific incidence rates of Oesophageal cancers in Sri Lanka in year 2015	42
26.	Age standardized incidence rates of Oesophageal cancers in Sri Lanka, 1985 – 2015	42
27.	Age specific incidence rates of Stomach cancers in Sri Lanka in year 2015	44
28.	Age standardized incidence rates of Stomach cancers in Sri Lanka, 1985 – 2015	44
29.	Age specific incidence rates of Colon & Rectal cancers in Sri Lanka in year 2015	46
30.	Age standardized incidence rates of Colon & Rectal cancers in Sri Lanka, 1985 – 2015	46
31.	Age specific incidence rates of Laryngeal cancers in Sri Lanka in year 2015	48
32.	Age standardized incidence rates of Laryngeal cancers in Sri Lanka, 1985 – 2015	48
33.	Age specific incidence rates of Tracheal, bronchial and lung cancers in Sri Lanka in year 2015	50
34.	Age standardized incidence rates of Tracheal, bronchial and lung cancers in Sri Lanka, 1985 – 2015	50
35.	Age specific incidence rates of Skin cancers in Sri Lanka in year 2015	52
36.	Age standardized incidence rates of Skin cancers in Sri Lanka, 1985 – 2015	52
37.	Age specific incidence rates of Breast cancers in Sri Lanka in year 2015	54

Figure No.	Description	Page No.
38.	Age standardized incidence rates of Breast cancers in Sri Lanka, 1985 – 2015	54
39.	Age specific incidence rates of Cervical cancers in Sri Lanka in year 2015	56
40.	Age standardized incidence rates of Cervical cancers in Sri Lanka, 1985 – 2015	56
41.	Age specific incidence rates of Uterine cancers in Sri Lanka in year 2015	58
42.	Age standardized incidence rates of Uterine cancers in Sri Lanka, 1995 – 2015	58
43.	Age specific incidence rates of Ovarian cancers in Sri Lanka in year 2015	60
44.	Age standardized incidence rates of Ovarian cancers in Sri Lanka, 1985 – 2015	60
45.	Age specific incidence rates of Prostatic cancers in Sri Lanka in year 2015	61
46.	Age standardized incidence rates of Prostatic cancers in Sri Lanka, 1985 – 2015	61
47.	Age specific incidence rates of Urinary bladder cancers in Sri Lanka in year 2015	63
48.	Age standardized incidence rates of Urinary bladder cancers in Sri Lanka, 1985 – 2015	63
49.	Age specific incidence rates of Thyroid gland cancers in Sri Lanka in year 2015	65
50.	Age standardized incidence rates of Thyroid gland cancers in Sri Lanka, 1985 – 2015	65
51.	Age specific incidence rates of Lymphomas in Sri Lanka in year 2015	67
52.	Age specific incidence rates of Leukaemias in Sri Lanka in year 2015	68
53.	Clinical stage at diagnosis of breast cancers in Sri Lanka, 2015	69
54.	Clinical Stage at diagnosis of cervical cancers in Sri Lanka, 2015	69
55.	Clinical Stage at diagnosis of Lip, tongue and mouth cancers in Sri Lanka. 2015	70
56.	Basis of diagnosis of cancer patients in Sri Lanka 2015	71
57.	Percentage of newly detected cancer patients who received different types of treatments in Sri Lanka 2015	72
58.	Cancer incidence data by district among Males in Sri Lanka, 2015	88
59.	Cancer incidence data by district among Females in Sri Lanka, 2015	93
Section 2 – Cancer Mortality Data of Sri Lanka		
60.	Age Standardized mortality rates due to cancer in Sri Lanka, 2001 – 2014	100
61.	Age standardized leading cancer mortality rates in males in Sri Lanka 2010-2014	100
62.	Age Standardized leading cancer mortality rates in females in Sri Lanka 2010-2014	101
63.	Age Standardized trachea, bronchus and lung cancer mortality rates of Sri Lanka 2010-2014	101
64.	Age Standardized Lip, oral cavity & pharyngeal cancer mortality rates of Sri Lanka 2010-2014	101
65.	Age Standardized breast cancer mortality rates in Sri Lanka 2010-2014	102
66.	Age Standardized Oesophageal cancer mortality rates in Sri Lanka 2010-2014	102
67.	Age Standardized colon, rectum and anus cancer mortality rates in Sri Lanka 2010-2014	102
68.	Age Standardized prostate cancer mortality rates in Sri Lanka 2010-2014	102
69.	Age Standardized Cervical cancer mortality rates in Sri Lanka 2010-2014	102

Message from the Director General of Health Services



I am happy to send this message for the publication named 'National Cancer Incidence and Mortality data Sri Lanka – 2015' , published by the National Cancer Control Programme (NCCP) of Ministry of Health.

The comprehensive information generated through this publication covering entire country will be helpful for planning, implementing, monitoring and evaluation of prevention and control of cancers in Sri Lanka. To receive maximum outcome through this exercise, it is essential to generate timely publication of this kind of deliverable.

The technical support received from WHO Country office, International Agency for Research on Cancer (IARC) of WHO, IARC Regional Hub for Cancer Registration - Mumbai, India and other experts are highly appreciated. Also, the contributions of NCCP and the other stakeholders including oncology units, Oro-maxillo facial units and the pathology laboratories (histopathology, haematology, oral pathology) are acknowledged.

I hope & wish that NCCP will clear the backlog of processing cancer incidence data as early as possible allowing timely publications.

Dr. Asela Gunawardena
Director General of Health Services

Message from Deputy Director General (Non-Communicable Diseases)



I am pleased to send this message to the 17th edition of '**Cancer Incidence & Mortality Data, Sri Lanka - 2015**' published by the National Cancer Control Programme (NCCP).

Surveillance of cancers (Cancer registration) is a process of systematic, continuous collection, storage, analysis, interpretation and dissemination of epidemiological information on cancers occurring in a country or a specific geographic area. Information generated from the cancer registration is essential for planning, implementation, monitoring and evaluation of cancer control programme of the country.

Therefore, timely publication of comprehensive data related to burden of cancer is essential for effective cancer control at every level. Hope the efforts taken by the National Cancer Control Programme to clear the backlog of publishing cancer incidence data will pave the way for timely publication in future. The partnership of WHO Country office to clear the backlog is highly appreciated.

I take this opportunity to thank the Director and entire staff of National Cancer Control Programme and other partners who supported for this task.

Dr. Champika Wickramasingha

Deputy Director General (Non-Communicable Diseases)

Foreword



National Cancer Control Programme (NCCP) of Ministry of Health conducts surveillance of cancers for more than 30 years in Sri Lanka. NCCP collects the details of newly detected cancers from the points of diagnosis (histopathology, haematology, oral pathology laboratories....etc) and points of treatment (specialized cancer treatment units, other units treating cancer patients.... etc). In addition, cancer related mortality data published by the Registrar General Department and Department of Census & Statistics are incorporated for the publication to generate a comprehensive picture of cancer mortality data.

The contributions received by the stakeholders from data collection onwards in generating a publication of this nature is highly appreciated.

World Health Organization (WHO) country office has provided technical support for cancer surveillance throughout the period. Especially the partnership provided by the WHO country office through WHO biennium support to clear the backlog is highly appreciated.

The National Cancer Control Programme would like to express the sincere appreciation for all government cancer treatment centers, all government pathology laboratories, all government Oral and Maxillo- Facial surgery units and private sector hospitals for providing necessary data.

I acknowledge with gratitude, the contribution given by the Multi Tech Solution (Pvt) Ltd to complete this endeavor.

I would like to appreciate the untiring effort of NCCP team for generating this publication and mitigating measures to clear the backlog of publishing cancer incidence data of subsequent years.

Dr. Janaki Vidanapathirana
Director, National Cancer Control Programme

Contributors

Data coding

Dr. K. G. Nirmala Jayanthi
Dr. Pushpika Samarakoon
Dr. Ruwanmalee Liyanagama

Dr. Teveni Vitharana
Dr. Imalka Suriyapperuma
Mrs. Chamila Peiris

Dr. Chathurika Jayamani
Dr. Thanuja Wickramatunga
Ms. Sachini Shashikala

Data entry and duplicate checking at the centre

Mrs. K. Nimesha Prasadi
Mrs. Manori Wijeratna

Mrs. Nayomi N. Weerasinghe
Mrs. Erandi Dias

Mrs. Dilini Athukorala

Duplicate checking and data verification

Dr. Suraj Perera
Dr. Nirma Alapitiarachchi
Dr. Teveni Vitharana

Dr. Chathurika Jayamani
Dr. Thanuja Wickramatunga
Dr. Chulaka Jayaweera

Dr. K.G. Nirmala Jayanthi
Mrs. Chamila Peiris

Statistical analysis and report writing

Dr. Suraj Perera

Dr. Hasarali Fernando

Dr. K.G. Nirmala Jayanthi

Cover page design

Mr. R.M.T Sandaruwan - PHI NCCP

Infographics

Dr. Chathurika Jayamani

GIS Maps

Ms. Thihansa Ranaweera

Support staff

Mr. M. W. S. K. Mahalekam

Mrs. Deepa Pathmanjali

Mrs. Thushari Dammika

Overall Coordination

Dr. Suraj Perera, Consultant Community Physician
Strategic Information Management (SIM) Unit, NCCP

Acknowledgements

National Advisory Committee on Prevention and Control of Cancers
Technical Advisory Committee on Cancer Registration and Research
World Health Organization- Country Office, Sri Lanka
International Agency for Research on Cancer (IARC) of WHO
IARC Regional Hub for Cancer Registration - Mumbai, India
All the government cancer treatment centers,
All pathology laboratories
Oral and Maxillo- Facial surgery unit
Private hospitals
Professional Colleges – College of Oncologists, College of Pathologists, College of Haematologists,
Association of Oral Pathology & Oral Medicine
Multi Tech Solutions (Pvt) Ltd.
Cancer Care Association – Sri Lanka

Executive Summary

'Cancer Incidence & Mortality Data Sri Lanka – 2015' is the 17th volume of the series of publication on cancer surveillance data of Sri Lanka. This is the output report of National Cancer Registry / Sri Lanka Cancer Registry (SLCR) based on newly reported cancers in the year 2015. The newly detected cancers through the government cancer treatment centres, pathology laboratories, Oral and Maxillo-Facial (OMF) surgery units in the country were considered for this publication. As a new initiative of cancer surveillance, from year 2012, the Population Based Cancer Registry (PBCR) of Colombo district was also commenced. The additional data sources considered for the Population Based Cancer Registry initiative in Colombo district were also incorporated to the national cancer registry database. All the data were entered into the 'Can Reg 5' database. When processing the data, quality checks were conducted and duplicate entries were eliminated. Analysis was conducted using Can Reg 5 software and SPSS software. For cancer mortality data, mortality data published at the Annual Health Bulletin -2015 and cause specific mortality data published by the Department of Census & Statistics were analyzed.

In the year 2015, a total of 28,967 new patients with cancers were reported, giving a crude incidence rate (CR) of 138.1 per 100,000. Crude incidence rates of males and females were 137.1/100,000 (n=13,921) and 139.1/100,000 (n=15,046). The highest 5-year age specific incidence rates were reported among males of 70-74 age group (955.4/100,000) and females of 70-74 age group (586.0/100,000). When age standardized rates (ASR) were considered, the overall ASR was 122.0/100,000 and the ASR for males and females were 128.6/100,000 and 118.8/100,000 respectively.

Lip, tongue & mouth (n=2201, CR=21.7/100,000), Lung (n=1160, CR = 11.4/100,000), Colon & rectum (n=1063, CR=10.5/100,000) and Oesophagus (n=1032, CR = 10.2/100,000) were the highest incident cancers among males. Age standardized incidence rates of all the leading male cancers were gradually increased over the years. Out of all male incident cancers, 15.8% were lip, tongue and mouth cancers.

Breast (n=3592, CR =33.2/100,000), Thyroid (n=1959, CR= 18.1/100,000), Colon & rectum (n=1128, CR=10.4/100,000) and Cervix (n=1008, CR=9.3/100,000) were the highest incident cancers among females. Colon and rectal cancer became the third commonest cancer among females pushing cervical cancer into the fourth position. Downward trend of age standardized incidence rate was observed only in cervical cancer. Over the last 30 years breast cancer age standardized incidence rate among females were increased in 300% (1985 -9.4 / 100,000, 2015 -28.1/100,000). Another alarming feature is rapid increase of age standardized incidence rate of thyroid cancer with in 5 years among females (2010 – 7.4/100,000, 2015 -15.9/100,000). Out of all female incident cancers, 23.9% were breast cancers.

Cumulative rate of developing cancer between the age group of 0-74 for males and females were 15.9% & 13.5% respectively. It means that among 1 in 6.2 males and 1 in 7.2 females have a risk of developing cancer during their life time.

Out of all cancers nearly 93.9% were diagnosed microscopically and histopathology details of primary tumour were available for 87.2% of cancers. Staging information was available for 40% breast cancers, 44% cervical cancers and 14% lip, tongue and mouth cancers. Among those with staging information, 47% breast cancers, 44% cervical cancers and 59% lip, tongue and mouth cancers were diagnosed at the advanced stages (Stage III or IV).

The highest number of cancers were reported from Colombo (n= 3634, CR=153.5), Gampaha (n= 2011, CR= 85.4), Kandy (n= 1322, CR=93.3), Galle (n= 1264, CR=115.8), Kurunegala (n= 1239 CR=74.6) & Kalutara (n= 1037, CR=82.8) districts.

A total of 4,798 deaths due to cancers were occurred at government hospital setting in year 2015 according to Annual Health Bulletin 2015. Cause specific death data for year 2015 was not published at the Department of Census & Statistics. Therefore, age standardized mortality rates up to 2014 were documented.


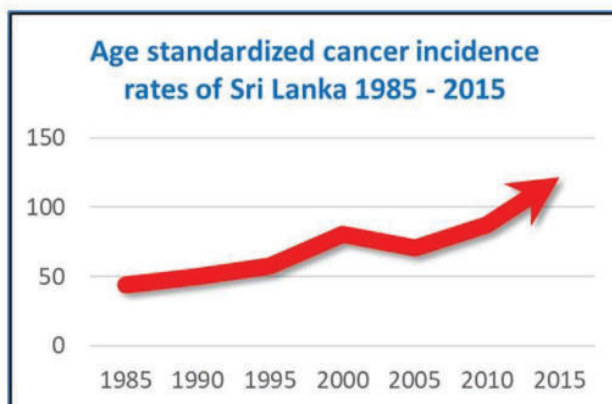
Cancer Incidence in Sri Lanka – 2015

In 2015.....

28,967

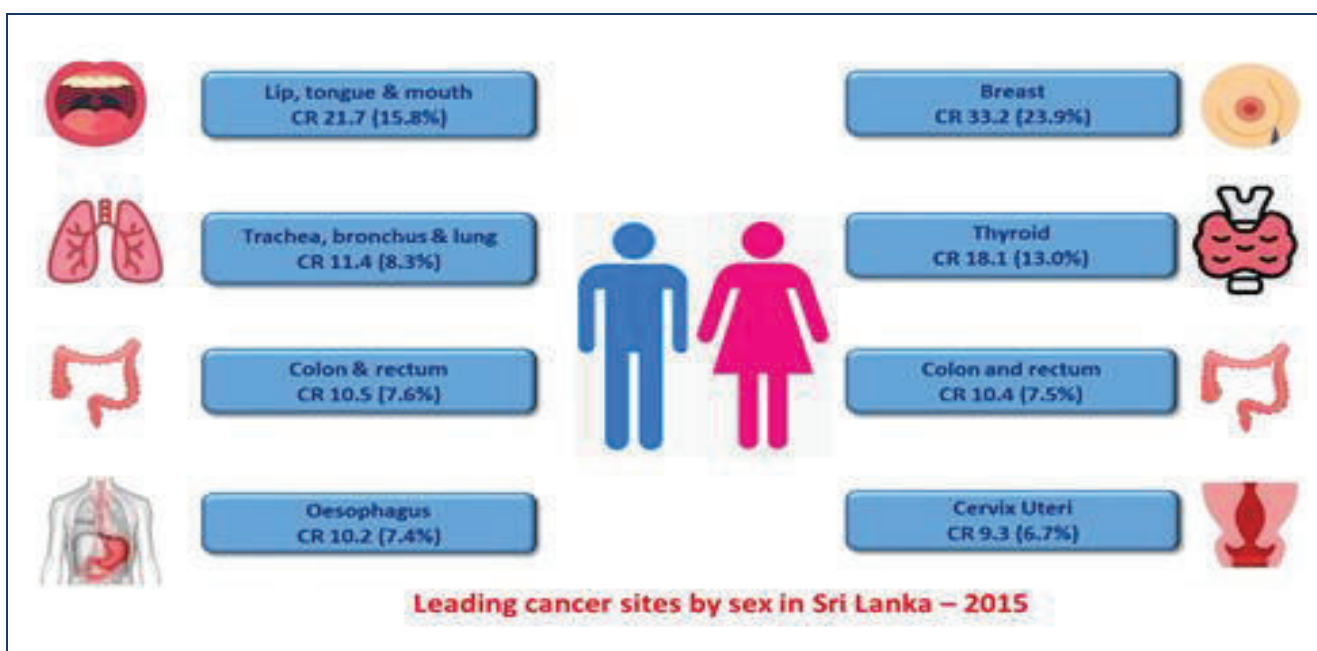
Sri Lankans were diagnosed with cancer

Crude Incidence Rate (CR) 138.1

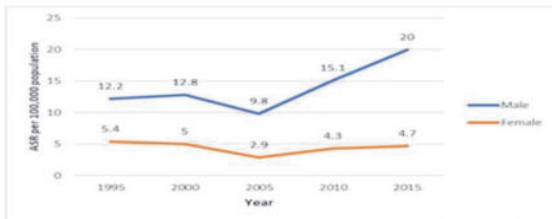


Leading Cancers

- Breast cancer accounts 23.9% cancers of females
- Lip, tongue and moth cancers accounts 15.8% cancers of males.



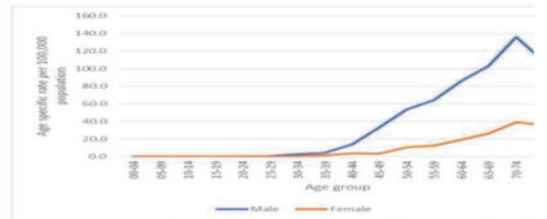
Leading Cancers – Age Standardized Incidence Rates & Age Distribution



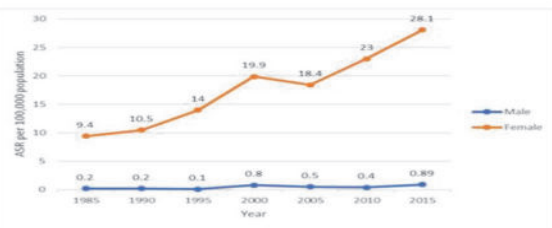
Age standardized incidence rates of Lip, tongue and mouth cancers in Sri Lanka, 1985 – 2015



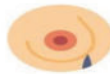
Lip, tongue and mouth cancer



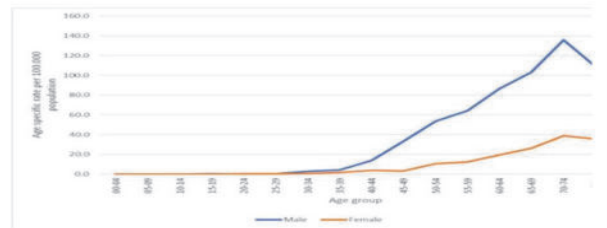
Age specific rates of Lip, tongue and mouth cancers in Sri Lanka in year 2015



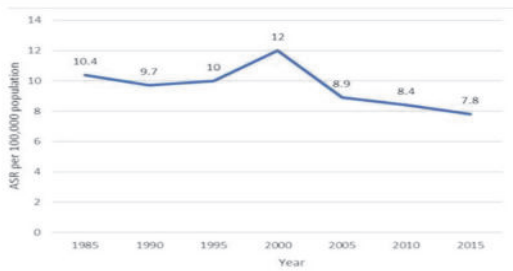
Age standardized incidence rates of Breast cancers in Sri Lanka, 1985 – 2015



Breast Cancer



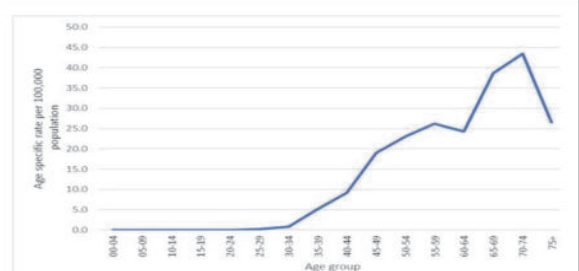
Age specific incidence rates of Breast cancers in Sri Lanka in year 2015



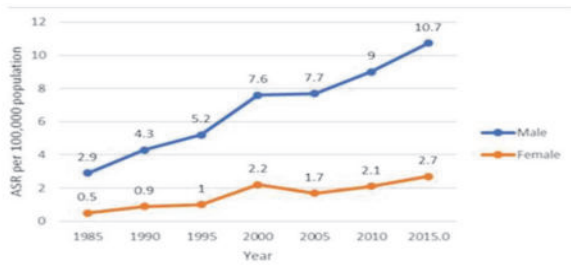
Age standardized incidence rates of Cervical cancers in Sri Lanka, 1985 – 2015



Cervical cancers



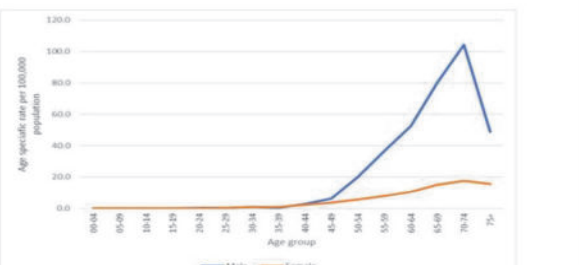
Age specific incidence rates of Cervical cancers in Sri Lanka in year 2015



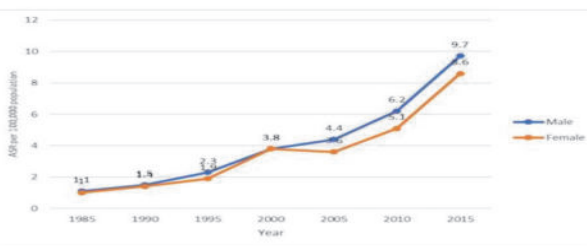
Age standardized incidence rates of Tracheal, bronchial and lung cancers in Sri Lanka, 1985 – 2015



Tracheal, bronchial and lung cancers



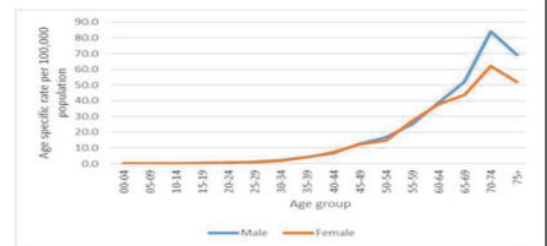
Age specific incidence rates of Tracheal, bronchial and lung cancers in Sri Lanka in year 2015



Age standardized incidence rates of Colonic & Rectal cancers in Sri Lanka, 1985 – 2015



Colorectal cancers



Age specific incidence rates of Colonic & Rectal cancers in Sri Lanka in year 2015

Cancer Incidence & Mortality Data Sri Lanka – 2015

1. Introduction

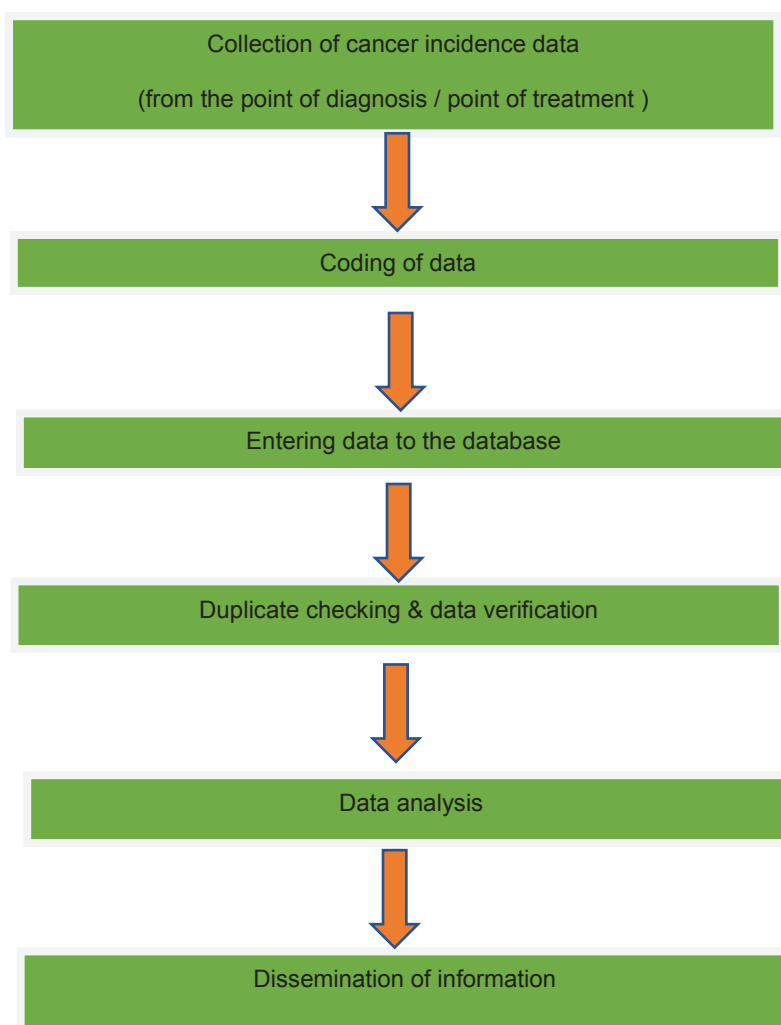
Cancer surveillance (Cancer registration) is a process of systematic, continuous collection, storage, analysis, interpretation and dissemination of epidemiological information on cancers occurring in a country or a specific geographic area. Information generated from the cancer registration is essential for planning, implementation, monitoring and evaluation of cancer control activities of the country.

The National Cancer Control Programme (NCCP) of the Ministry of Health coordinates surveillance of cancers in Sri Lanka with the active participation of other stakeholders for cancer surveillance including cancer treatment centres, pathology laboratories, Oral and Maxillo Facial (OMF) units, professional colleges, WHO country office etc. The process of surveillance of cancers is technically guided by the International Agency for Research on Cancer (IARC) of WHO and WHO IARC Regional Hub for Cancer Registration, Mumbai India. In addition, technical help is received from Department of Epidemiology, Bio statistics and Cancer Registry, WIA Cancer Institute, Chennai India.

The information based on surveillance of cancers is published as a publication named 'Cancer Incidence & Mortality Data Sri Lanka'. Up to now 16 volumes have been published (Annex Table i). This publication is the 17th volume of Cancer Incidence Data Sri Lanka.

2. Methodology

The methodology of each step of cancer surveillance (figure 1) is described below.



2.1 Collection of cancer incidence data

Cancer incidence data were collected from cancer treatment centres, pathology laboratories and Oral & Maxillo-Facial (OMF) units throughout the country.

2.1.1 Newly registered cancer patients at the cancer treatment centres

In the year 2015, there were 9 government cancer treatment centres involved in data collection (table i). Relevant data were extracted from cancer patients' clinic records using 'National Cancer Surveillance Form – H 1256'. Data were extracted by the medical officers, nursing officers and development officers attached to the cancer treatment centres, trained pre-intern medical graduates temporarily recruited through WHO Biennium funds and by the cancer registry staff of NCCP.

Table (i) Distribution of government cancer treatment centres in year 2015

Category of hospital	Name of the hospital
National Hospitals	Apeksha Hospital - Maharagama (National Cancer Institute)
Teaching Hospitals	Kandy, Karapitiya, Anuradhapura, Batticaloa
Provincial General Hospitals	Badulla, Kurunegala, Rathnapura
Base Hospital	Tellippalai (Jaffna)

2.1.2 Newly detected cancers at the pathology laboratories

The information on newly detected cancers at the pathology laboratories were received monthly through the 'Cancer Return Form - 1' (H-1290). A total of 51 Histopathology laboratories (16,127 diagnosed patients), six Haematology laboratories (216 diagnosed patients) and one oral pathology laboratory (184 diagnosed patients) have passively sent relevant data for the year 2015 (table ii).

Table (ii) Distribution of pathology laboratories which sent details of newly diagnosed cancer patients in year 2015

Category of hospital	Type of Pathology laboratory		
	Histopathology	Haematology	Oral Pathology
National Hospital	National Hospital of Sri Lanka		
Teaching Hospitals	De Soysa Hospital for Women, Castle Hospital for Women Lady Ridgeway Hospital National Eye Hospital Colombo South Teaching Hospital Colombo North Teaching Hospital National Hospital for Respiratory Diseases – Welisara Kandy, Mahamodara, Anuradhapura, Peradeniya, Batticaloa, Jaffna		
Provincial Hospitals	General Kurunegala, Rathnapura, Badulla	Kurunegala, Badulla	
District Hospitals	General Avisawella, Gampaha, Kegalle, Negombo, Kalutara, Matara, Hambanthota, Chilaw, Polonnaruwa, Nawalapitiya, Nuwaraeliya, Matale, Trincomalee Vavuniya, Kilinochchi	Kalutara, Hambanthota, Chilaw, Trincomalee	
Base Hospital	Homagama, Wathupitiwala, Kethumathi, Panadura, Balapitiya, Elpitiya, Tangalle, Embilipitiya, Kuliypitiya, Gampola, Dambulla, Karawanella		
University Units	Faculty of Medicine – Colombo, Ruhuna, Jayewardenepura Ragama		Faculty of Dental Sciences – Peradeniya
Other Institutions	MRI		
Private sector	Delmons Hospital-Colombo Gomez Hospital-Avisawella		

2.1.3 Newly diagnosed cancers at the Oral & Maxillo - Facial (OMF) Surgery Units

Data on newly confirmed cancer patients at the Oral & Maxillo-Facial (OMF) surgery units were received annually through the Annual Notification Form of Oral Cancer (H -1294). A total of 22 OMF units have sent relevant data for year 2015 (table iii).

Table (iii) Distribution of OMF Units which have sent the details of newly diagnosed cancer patients

Category of hospital	Name of the hospital
National Hospital	Dental Institute - Colombo
Teaching Hospitals	Colombo South, Colombo North, Karapitiya, Kandy, Anuradhapura
Provincial General Hospitals	Kurunegala, Rathnapura
District General Hospitals	Gampaha, Kalutara, Kegalle, Polonnaruwa, Vavuniya, Trincomalee, Negombo, Nuwaraeliya, Avissawella, Matale, Matara
Base Hospital	Kuliyapitiya, Panadura
University Units	Faculty of Dental Science-Peradeniya

2.1.4 Population Based Cancer Registry – Colombo district

Two additional data sources were identified for capturing additional cancer incidence data from Colombo district when commencing the Population Based Cancer Registry and those data sources were also incorporated as data generating centres for the national cancer registry.

a.Details from Medical Record Departments of Colombo district & adjacent districts

The information on cancer patients treated at the secondary and tertiary care hospitals in the government sector, private sector and armed services in the Colombo district and selected hospitals in the adjacent districts were collected through the 'Cancer Return Form -2' (H-1291). A total of 24 Medical Record Departments have sent the details in year 2015 (table iv).

Table (iv) Distribution of Medical Record Departments of the hospitals which sent details of newly diagnosed cancer patients in year 2015

Category of hospital	Name of the hospital
National Hospital	National Hospital including Dental Institute Colombo, National Hospital for Respiratory Diseases- Welisara
Teaching Hospitals	Eye Hospital, Lady Ridgeway Hospital, De Soysa Maternity Hospital, Castle Street Hospital for Women, Colombo South Teaching Hospital, Colombo North Teaching Hospital,
District General Hospitals	Avissawella, Gampaha,
Base Hospitals	Panadura, Horana, Mulleriyawa
Private Sector hospitals	Asiri Central, Asiri Medical, Asiri Surgical, Durdans Hospital, Lanka Hospitals, Delmon Hospital, Oasis Hospital
Armed Services hospitals	Army Hospital, Navy Hospital, Police hospital

b.Details from Divisional Death Registrars of the Colombo district

Details of all cancer related deaths registered by the Divisional Death Registrars of the Colombo district were received through the Cancer Return Form – 3. A total of 40 divisional death registrars have sent relevant details for the year 2015.

2.2 Coding of cancer incidence data

According to the instructions of International Classification of Disease for Oncology 3rd edition (ICD-O 3), cancer incidence data were coded according to the site (Topography) and the histology (Morphology) of cancer. The cancer registry staff of the NCCP coded the cancer incidence data.

2.3 Entering of cancer incidence data to the database

Cancer incidence data were entered into the CanReg5 database by the trained data entry operators attached to the NCCP and also by a third party of data entry operators in a private company through a WHO funded project. These activities were closely supervised by the cancer registry staff and was regularly involved in refresher training to the data entry operators to ensure accuracy and quality of data.

2.4 Duplicate checking & verification of data

While entering and confirming the data to the CanReg5 data base, duplicate checking was conducted using 'Person search' option of the CanReg 5 data base. In addition to the duplicate checking done through CanReg 5, further duplicate checking had to be conducted during the data verification stage as well to identify all possible duplicates.

The additional methods used were;

- i. Use of Linkpro software
- ii. Use of Excel software – Sorted according to the descending or ascending order of selected variables

No. of cancers detected before the elimination of duplicates in year 2015	42,221
No. of cancers detected after elimination of duplicates in year 2015	28,967
Ratio of no. of reported cancers per incident cancer	1.45

After removing possible duplicates, consistency checking and verification was conducted using 'IARCcrg' tool & MS Excel.

Mismatches according to;

- Age/Incidence and birthdates
- Age /Site /Histology
- Site /Histology
- Sex/Site
- Sex/Histology
- Behaviour /Site
- Behaviour / Histology
- Grade /Histology Basis of Diagnosis /Histology were corrected.

After these procedures, preliminary analysis was conducted using CanReg 5 & SPSS to detect further mismatches. Data sources up to the patient clinic files were rechecked in the instances where mismatches were noted by the cancer registry staff of the NCCP. After identifying errors or misclassifications, necessary corrections were done before finalizing the data for analysis.

2.5 Analysis of cancer incidence data

Analysis section of the CanReg 5 package, ('Frequencies distributions', 'Table builder') SPSS and MS Excel software were used to analyze cancer incidence data. The standard cancer registry tables described at the Cancer incidence in 5 continents (CI 5) were generated through CanReg 5 database.

- Number of cancers by five-year age group and site among males in Sri Lanka, 2015
- Number of cancers by five-year age group and ICD 10 site among females in Sri Lanka, 2015
- Age specific incidence rate, Crude incidence rate, Age standardized incidence rate per 100,000 population & Cumulative risk of cancers by five-year age group and ICD 10 site among Males in Sri Lanka, 2015
- Age specific incidence rate, Crude incidence rate, Age standardized incidence rate per 100,000 population & Cumulative risk of cancers by five-year age group and ICD site among Females in Sri Lanka, 2015

2.6 Analysis of cancer mortality data

Cancer mortality data are received through two sources at national level.

- (i) Hospital Indoor Morbidity Mortality Return of Medical Statistics unit of Ministry of Health
- (ii) Cause specific death data published by the Department of Census & Statistics.

Cancer mortality data received through the hospital indoor morbidity and mortality return are aggregated by the Medical Statistics Unit of the Ministry of Health and published at the Annual Health Bulletin of the Ministry of Health. Those summary reports related to the deaths due to cancers published at the Annual Health Bulletin was considered for the analysis.

According to the Births and Deaths Registration Act No.17 of 1951 and its amendments all deaths happened in hospitals or at home need to be registered at the respective Registrar within 5 days of the date of death. Therefore, all the deaths are registered at the vital registration system in the country. The aggregated data with cause of death data are published by the Registrar General Department through its publication named 'Vital Statistics' and web site of the Department of Census & Statistics. Those available published data are further analyzed to generate specific information related to the cancer mortality

Population estimates used for incidence and mortality rate calculations are given at the table (V).

Table (v) Estimated mid-year population by district in Sri Lanka 2015

District	Male	Female	Total
Colombo	1161598	1205807	2367405
Gampaha	1141015	1213597	2354612
Kalutara	605595	645929	1251524
Kandy	675715	741454	1417169
Matale	241742	259554	501296
Nuwaraeliya	354566	386810	741376
Galle	523598	568298	1091896
Matara	402161	437479	839640
Hambanthota	307243	318116	625359
Jaffna	279805	316071	595876
Mannar	51863	51307	103170
Vavuniya	88854	91671	180525
Mullativu	47836	48009	95845
Killinochchi	58370	60404	118774
Batticaloa	257720	283644	541364
Ampara	326267	347749	674016
Trincomalee	195857	200659	396516
Kurunegala	797717	863471	1661188
Puttalam	380590	405814	786404
Anuradhapura	437561	458783	896344
Polonnaruwa	208505	213207	421712
Badulla	406703	439399	846102
Monaragala	235856	238719	474575
Rathnapura	554752	570477	1125229
Kegalle	411273	451298	862571
Total	10152762	10817726	20970488

Source - Department of Census & Statistics

Cancer Incidence Data of Sri Lanka - 2015

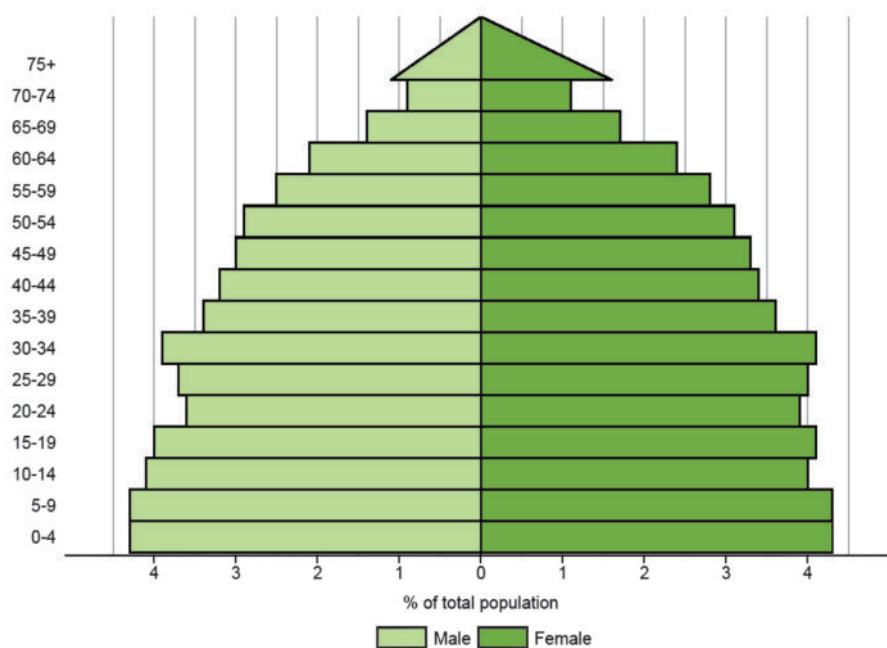


Figure 1: Population pyramid of Sri Lanka in 2015 by 5-year age groups

Table 1: Cancer Incidence by sex in Sri Lanka, 1985-2015

Year	Sex	Number	%	CR	ASR
1985	Male	2,564	51.2	31.8	44.1
	Female	2,448	48.8	31.5	44.4
	Total	5,012		31.6	44.3
1990	Male	2,979	49.1	34.4	47.8
	Female	3,084	50.9	37.0	52.3
	Total	6,063		35.7	50.1
1995	Male	3,450	47.1	37.3	52.6
	Female	3,875	52.9	43.6	63.3
	Total	7,325		40.4	57.9
2000	Male	5,130	47.0	52.0	73.5
	Female	5,795	53.0	61.1	87.4
	Total	10,925		56.4	80.3
2005	Male	6,058	45.3	62.3	68.1
	Female	7,314	54.7	73.4	73.4
	Total	13,372		67.9	70.6
2010	Male	7,993	47.1	78.0	87.4
	Female	8,970	52.9	86.2	87.7
	Total	16,963		82.1	87.3
2015	Male	13,921	48.1	137.1	128.6
	Female	15,046	51.9	139.1	118.8
	Total	28,967		138.1	122.0

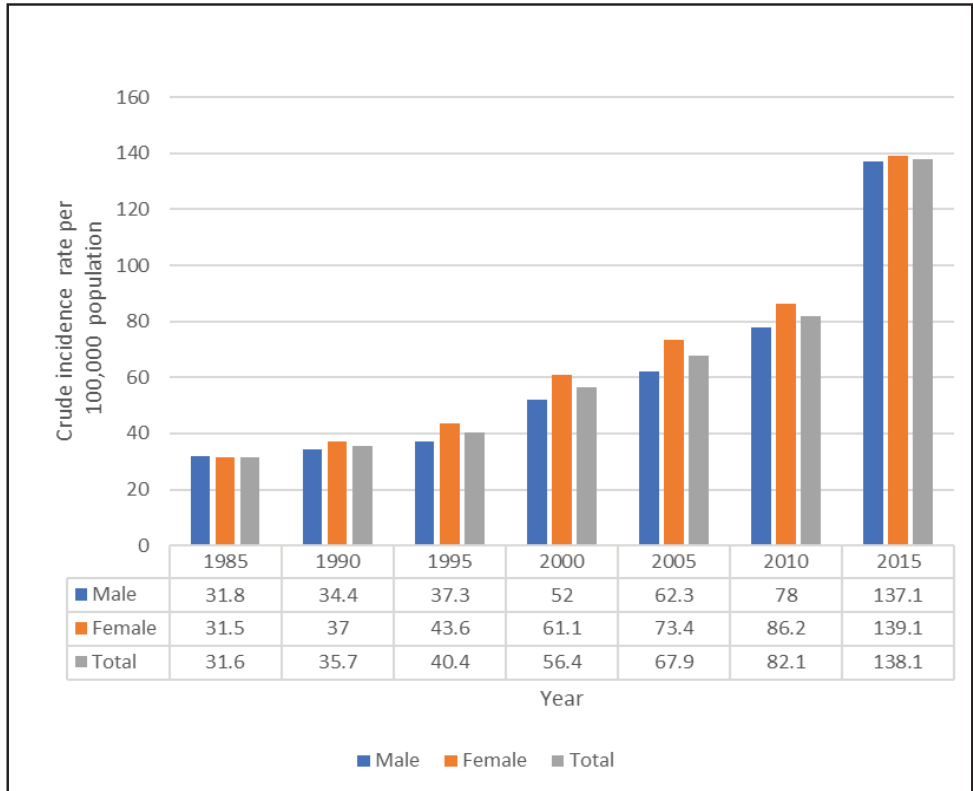


Figure 2: Crude Cancer Incidence Rates of Sri Lanka, 1985 – 2015



Figure 3: Age standardized Cancer Incidence Rates of Sri Lanka, 1985 – 2015

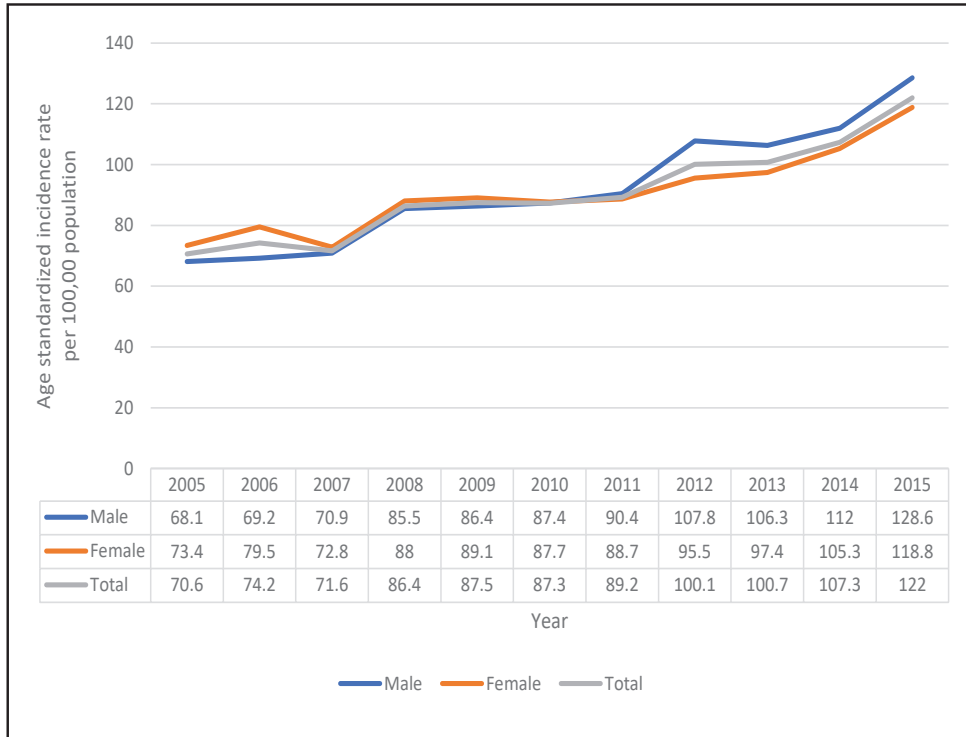


Figure 4: Age standardized Cancer Incidence Rates of Sri Lanka, 2005 – 2015

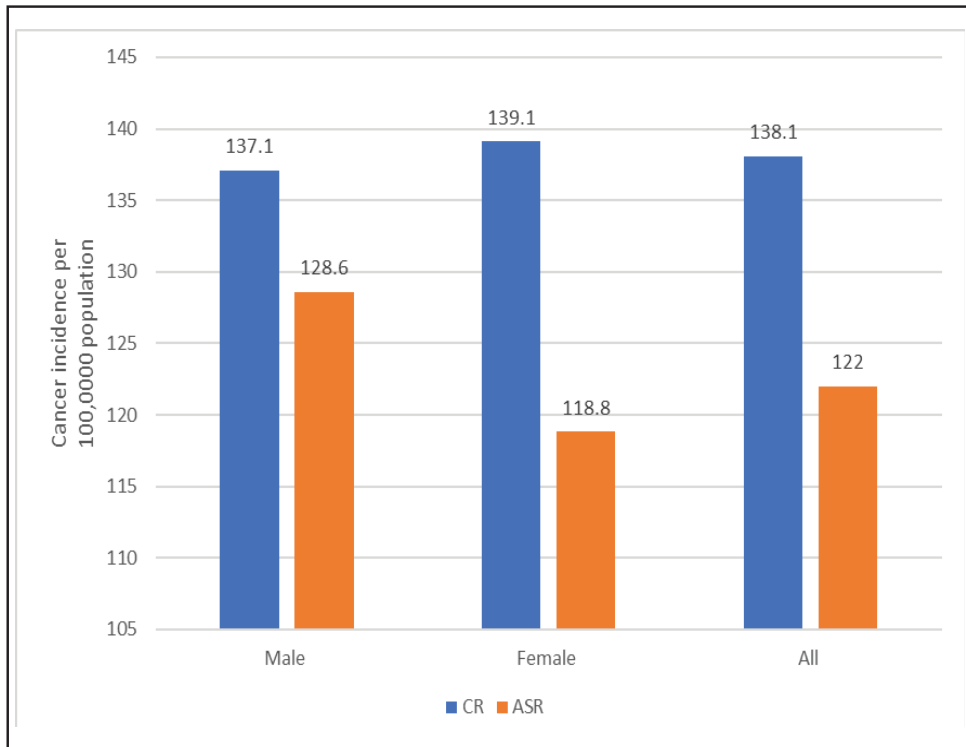


Figure 5: Cancer Incidence Rates of Sri Lanka in 2015

Table 2 : Cancer incidence by 5-year age groups and sex in Sri Lanka 2015

Age Group	Male			Female			Total		
	Cases	Population	Incidence	Cases	Population	Incidence	Cases	Population	Incidence
Unknown	34			29			63		
00-04	107	906323	11.8	124	891304	13.9	231	1797626	12.9
05-09	90	909066	9.9	78	892124	8.7	168	1801190	9.3
10-14	85	854277	9.9	70	835710	8.4	155	1689987	9.2
15-19	118	844703	14.0	142	849398	16.7	260	1694101	15.3
20-24	140	764424	18.3	218	814226	26.8	358	1578649	22.7
25-29	147	765794	19.2	288	833735	34.5	435	1599529	27.2
30-34	228	820756	27.8	517	867882	59.6	745	1688638	44.1
35-39	302	706541	42.7	815	744633	109.4	1117	1451174	77.0
40-44	465	681347	68.2	1071	718347	149.1	1536	1399694	109.7
45-49	877	636675	137.7	1393	687628	202.6	2270	1324303	171.4
50-54	1528	598712	255.2	1835	657163	279.2	3363	1255875	267.8
55-59	1849	515822	358.5	1878	580026	323.8	3727	1095848	340.1
60-64	2212	437994	505.0	1975	506900	389.6	4187	944894	443.1
65-69	2157	292035	738.6	1809	359626	503.0	3966	651661	608.6
70-74	1788	187147	955.4	1390	237204	586.0	3178	424350	748.9
75+	1794	231147	776.1	1414	341821	413.7	3208	572967	559.9
Total	13,921	10,152,762	137.1	15,046	10,817,726	139.1	28,967	20,970,488	138.1

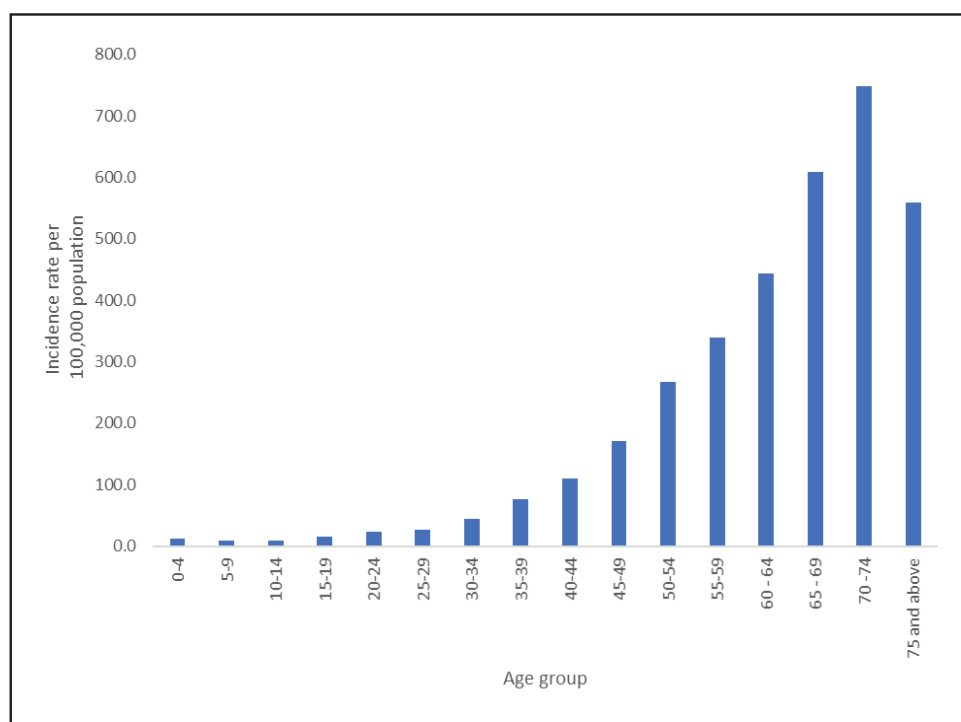
**Figure 6 : Age Specific Cancer Incidence rates in Sri Lanka 2015**

Table 3 : Leading cancer site by sex in Sri Lanka - 2015

Male					Female				
ICD 10	Site	No	CR	ASR	ICD 10	Site	No	CR	ASR
C00-C06	Lip, tongue & mouth	2201	21.7	20.0	C50	Breast	3592	33.2	28.1
C33-C34	Trachea,bronchus & lung	1160	11.4	10.7	C73	Thyroid	1959	18.1	15.9
C18-20	Colon & rectum	1063	10.5	9.7	C18-20	Colon and rectum	1128	10.4	8.6
C15	Oesophagus	1032	10.2	9.4	C53	Cervix uteri	1008	9.3	7.8
C61	Prostate	904	8.9	8.5	C56	Ovary	975	9.0	7.8
C09-C14	Pharynx	849	8.4	7.7	C15	Oesophagus	860	7.9	6.4
C81-C85 and C96	Lymphoma	665	6.5	6.2	C54-C55	Uterus	771	7.1	6.0
C32	Larynx	636	6.3	5.8	C00-C06	Lip, tongue and mouth	623	5.8	4.7
C67	Bladder	559	5.5	5.2	C81-C85 and C96	Lymphoma	416	3.8	3.4
C91-C95	Leukaemia	501	4.9	4.9	C91-C95	Leukaemia	403	3.7	3.6
	All sites	13921	137.1	128.2		All sites	15046	139.1	118.5

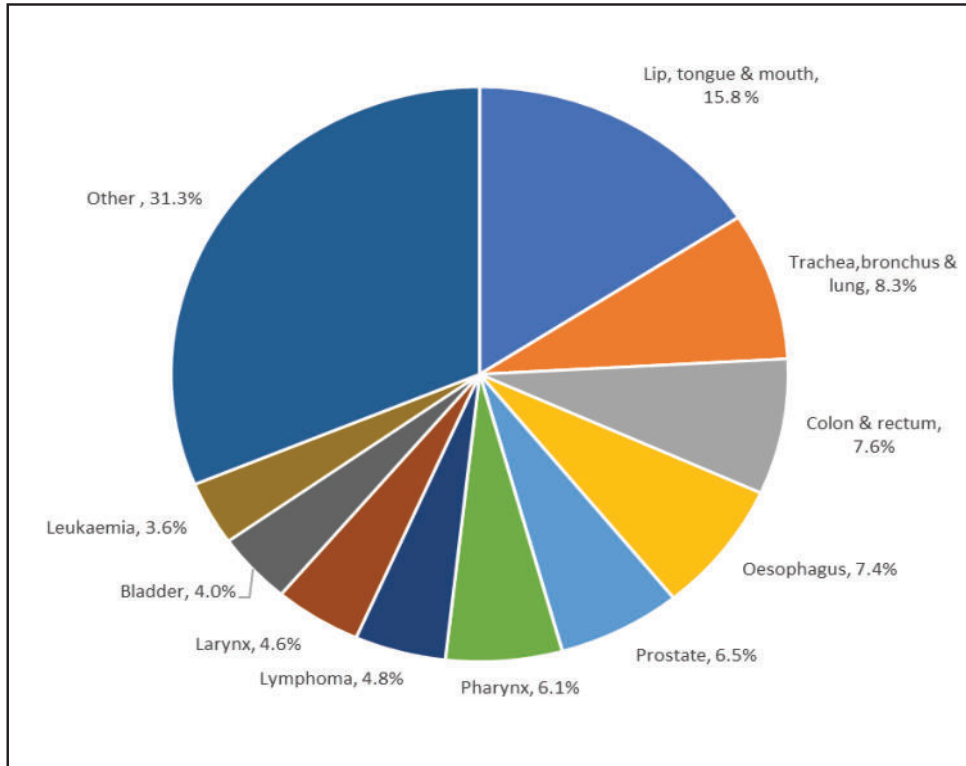


Figure 7 : Proportion of leading cancers in Males in Sri Lanka – 2015

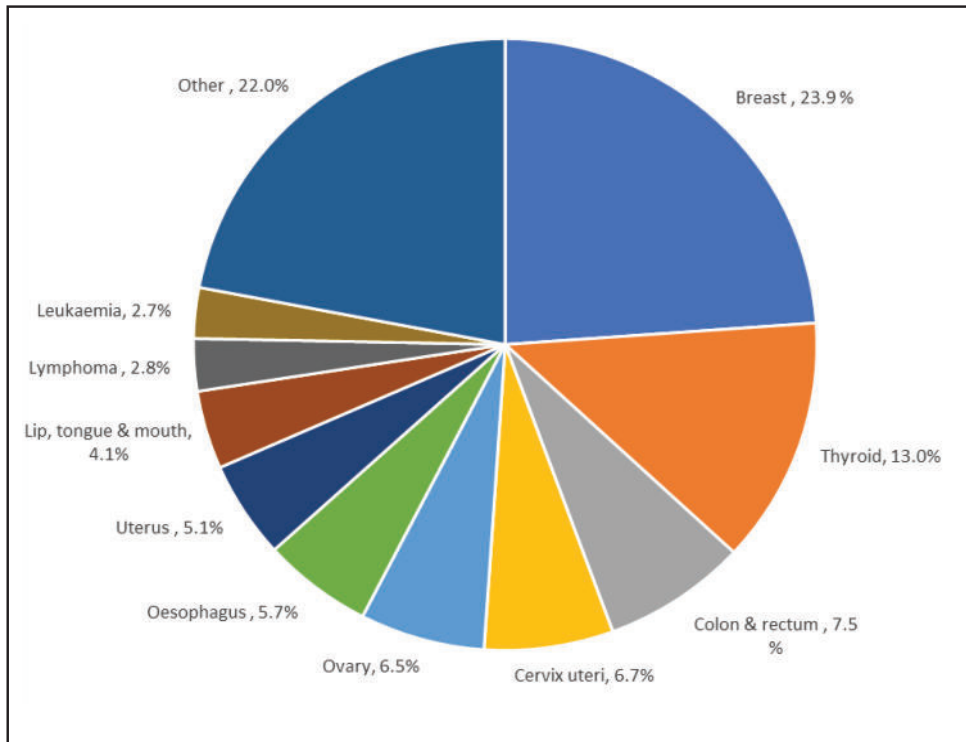


Figure 8 : Proportion of leading cancers in Females in Sri Lanka – 2015

Crude incidence rates of leading cancers in Sri Lanka in 2015

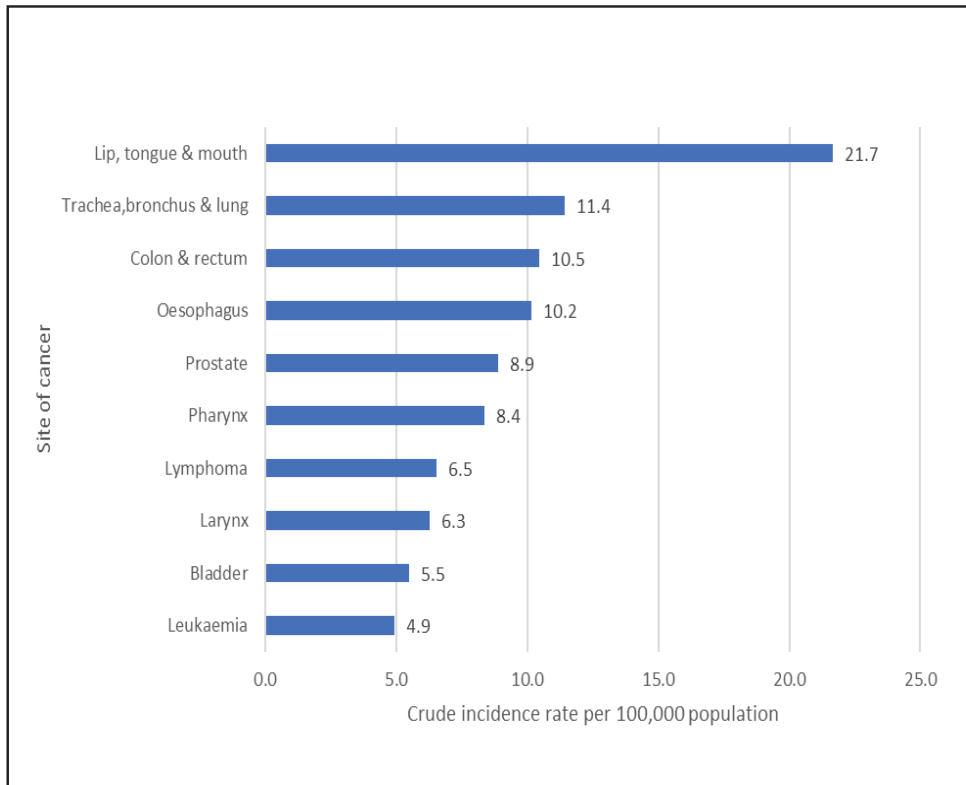


Figure 9 : Crude incidence rates of leading cancers in males in Sri Lanka – 2015

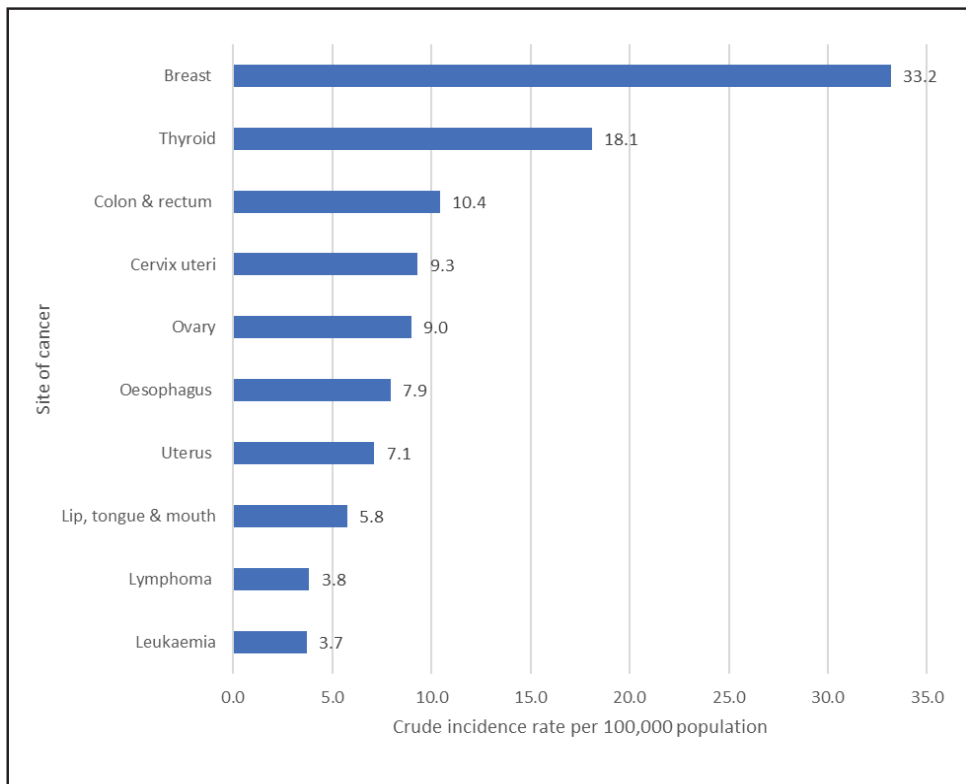


Figure 10 : Crude incidence rates of leading cancers in Females in Sri Lanka – 2015

Leading cancers of Sri Lanka according to age group in 2015

00 – 14 year age group

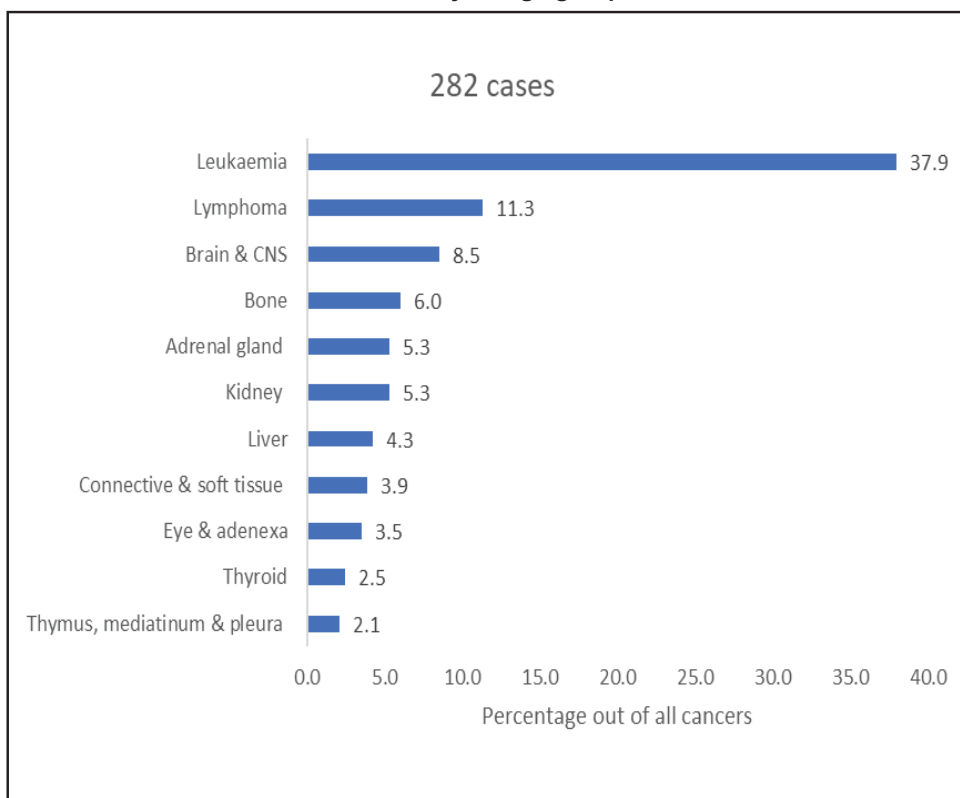


Figure 11 : Leading cancers by 0 – 14 year age group among Males in Sri Lanka in 2015

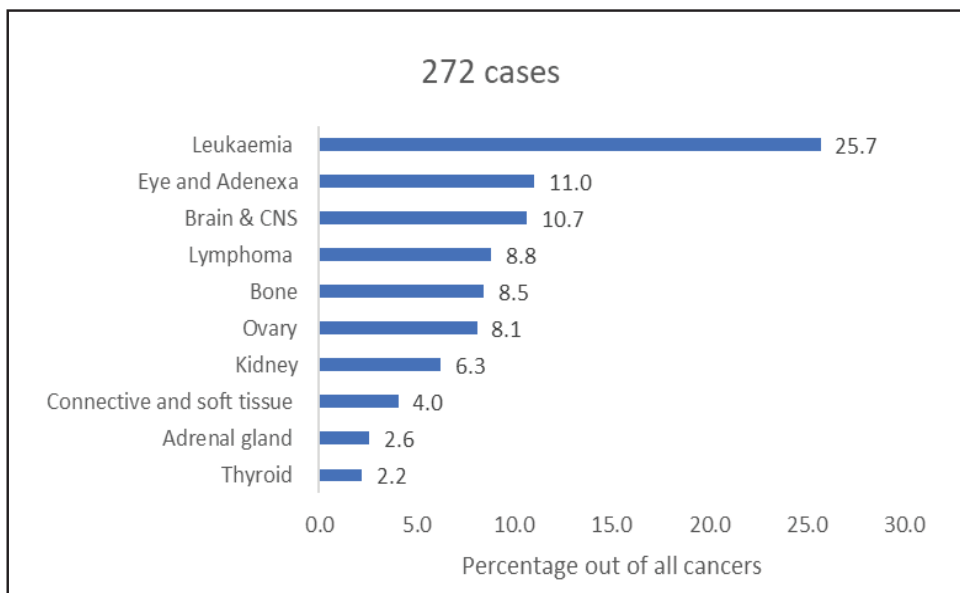


Figure 12 : Leading cancers by 0 – 14 year age group among Males in Sri Lanka in 2015

15 – 34 year age group

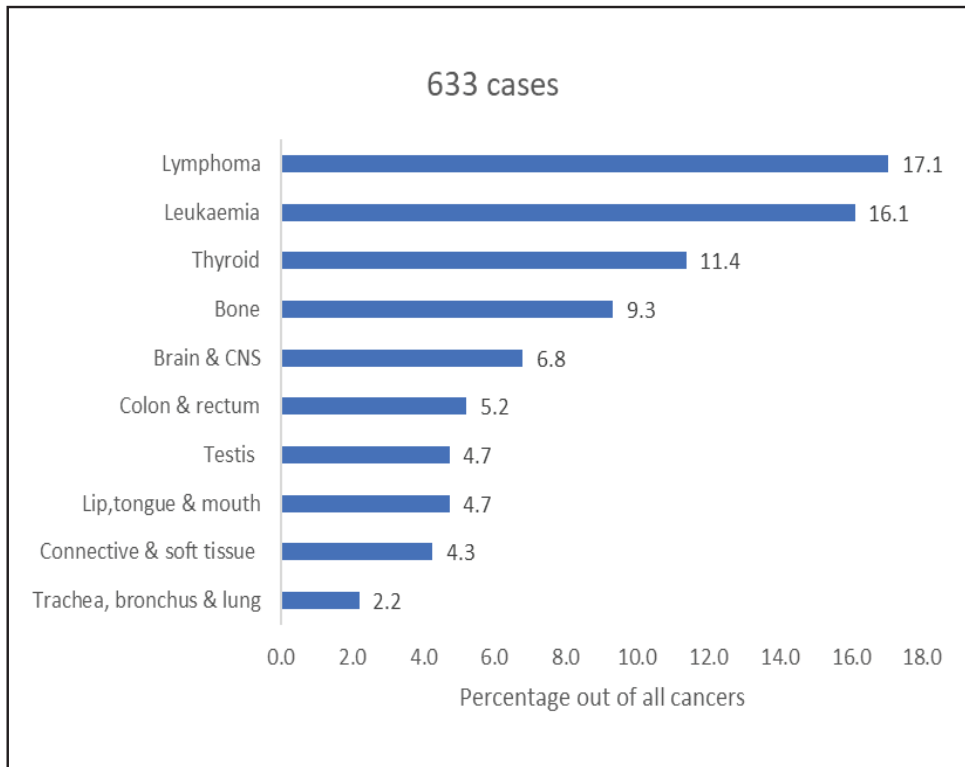


Figure 13 : Leading cancers by 15 – 34year age group among Males in Sri Lanka in 2015

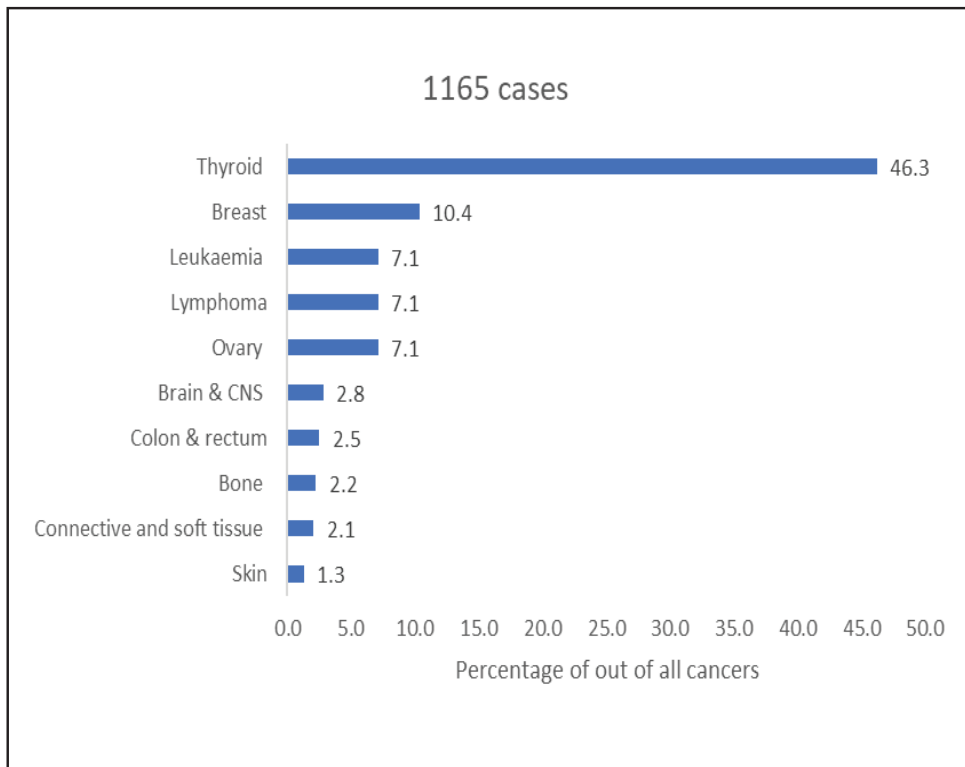


Figure 14 : Leading cancers by 15 – 34year age group among Females in Sri Lanka in 2015

35 – 49 year age group

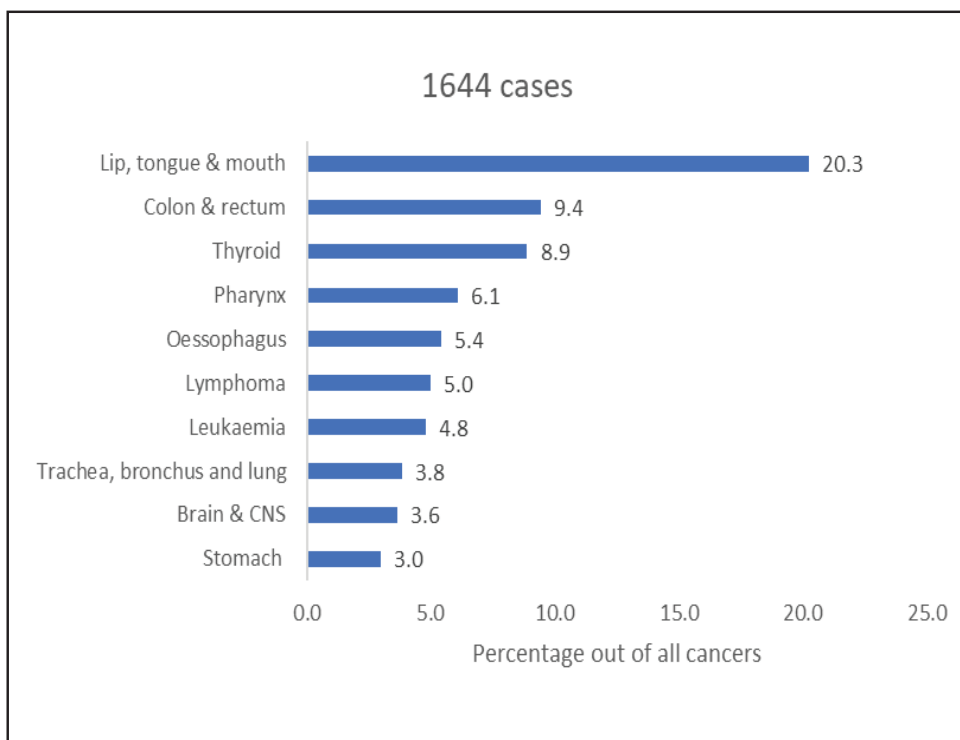


Figure 15 : Leading cancers by 35 – 49year age group among Males in Sri Lanka in 2015

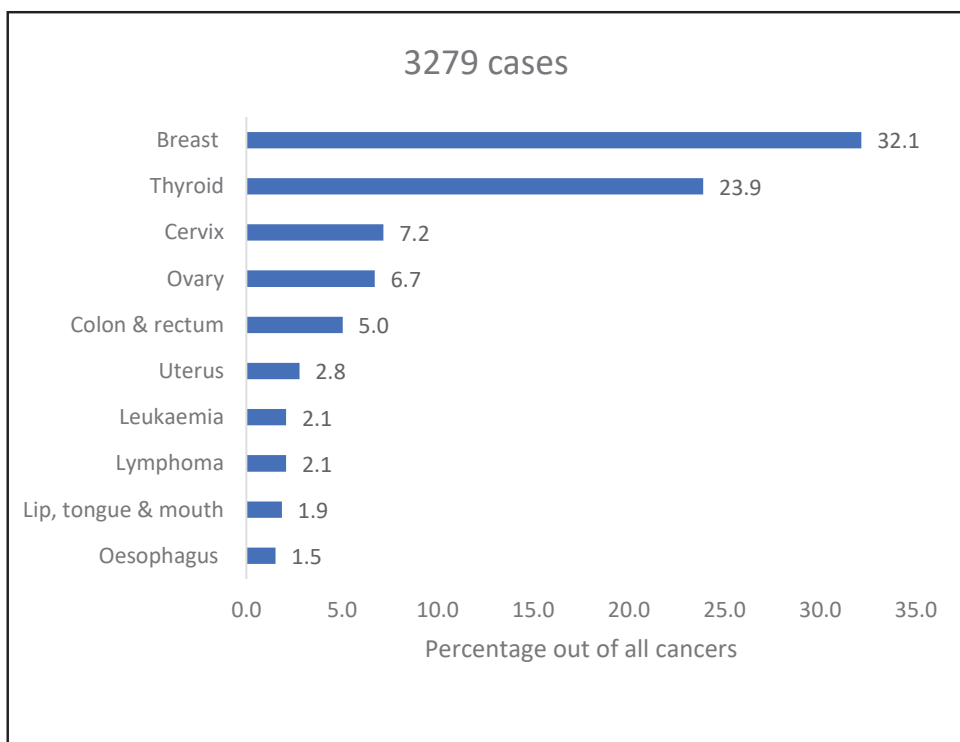


Figure 16 : Leading cancers by 35 – 49year age group among Females in Sri Lanka in 2015

50 – 64 year age group

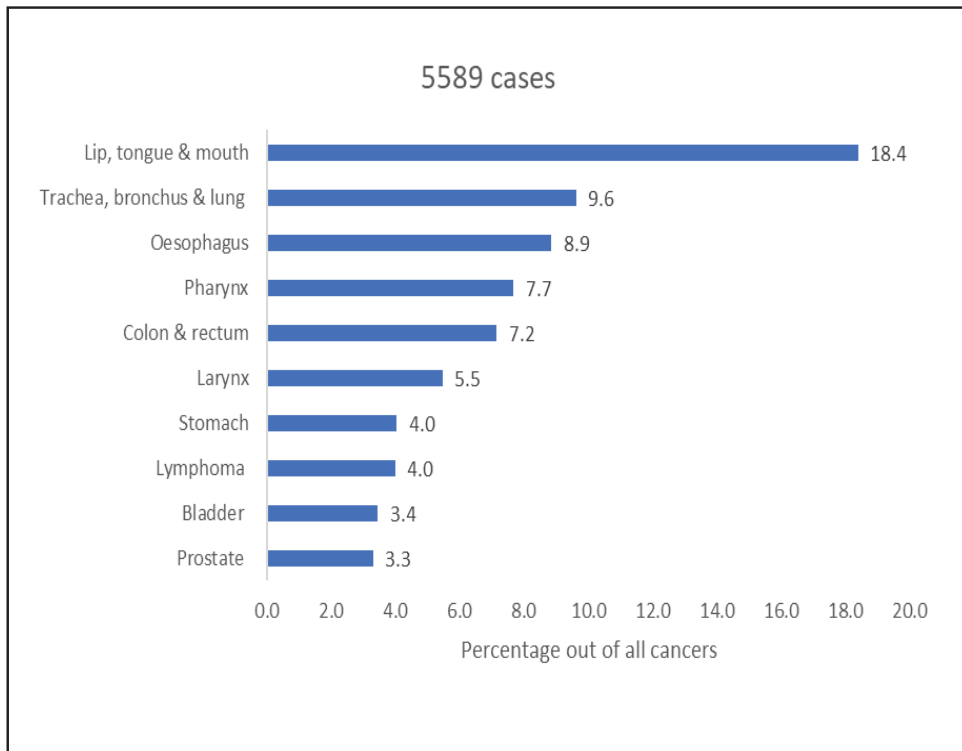


Figure 17 : Leading cancers by 50 – 64year age group among Males in Sri Lanka in 2015

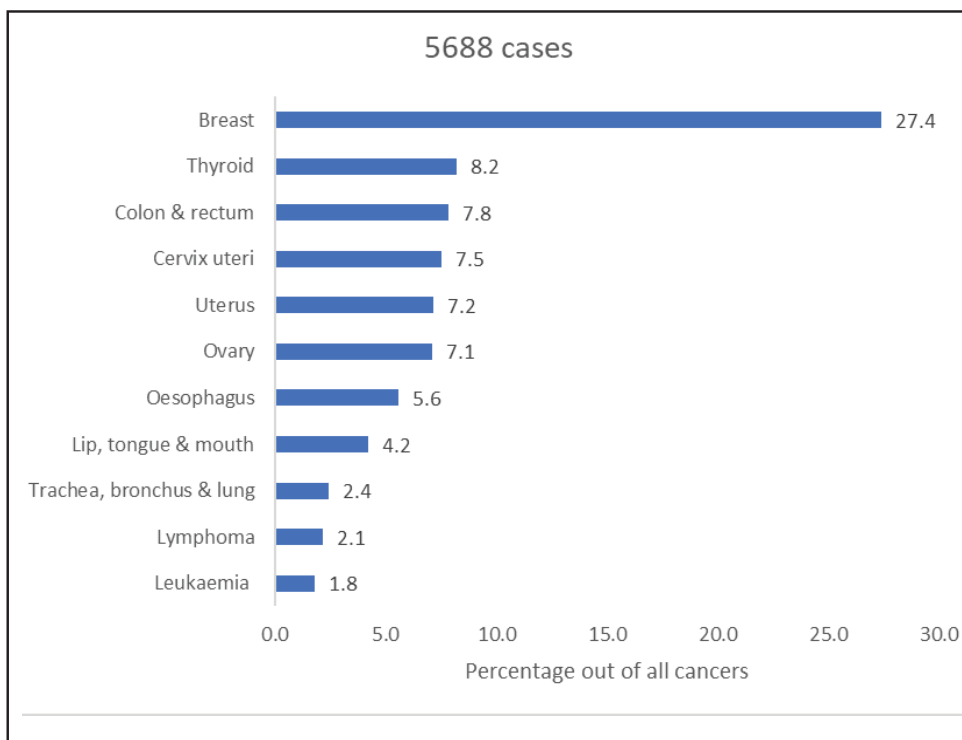


Figure 18 : Leading cancers by 50 – 64year age group among Females in Sri Lanka in 2015

65 years and above age group

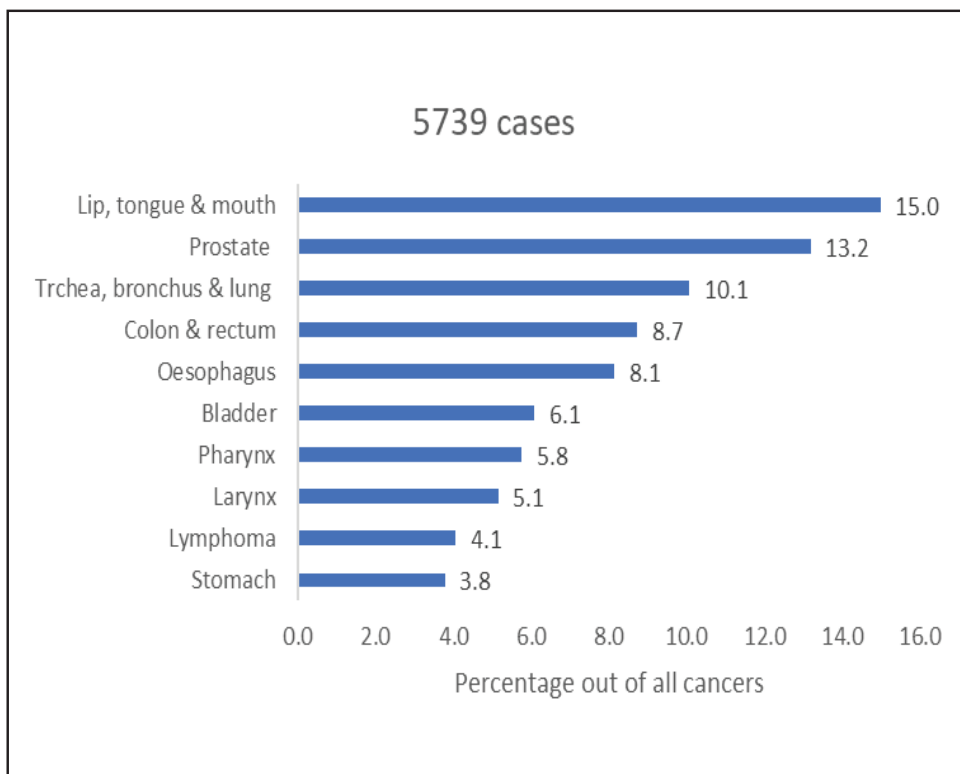


Figure 19 : Leading cancers by 65 years & above age group among Males in Sri Lanka in 2015

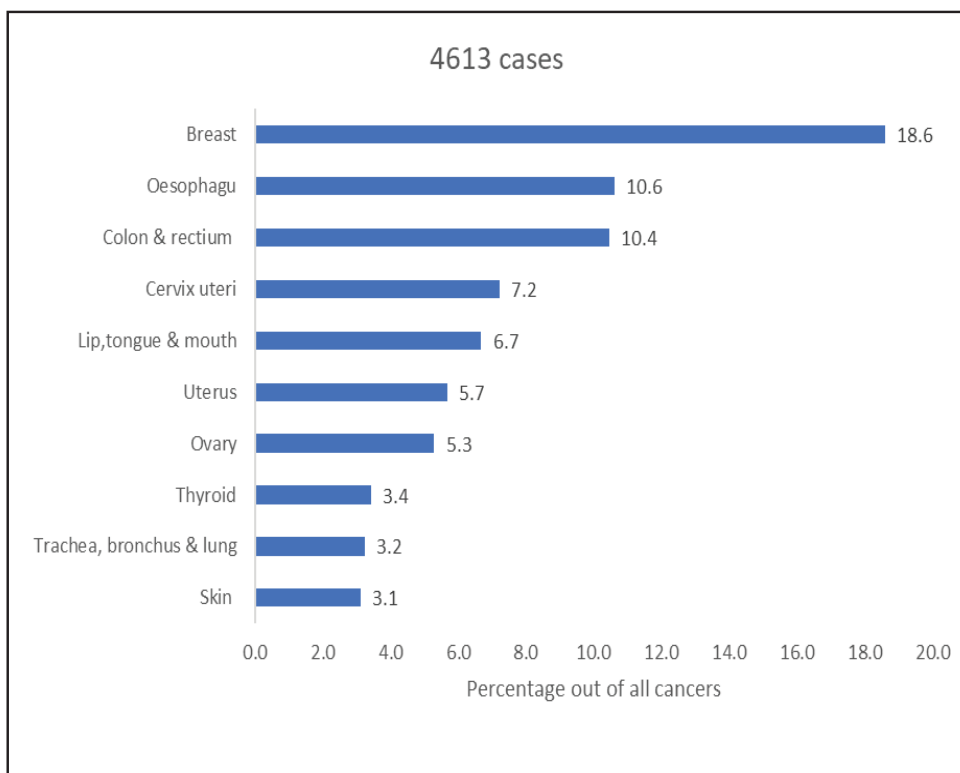


Figure 20 : Leading cancers by 65 years & above age group among Females in Sri Lanka in 2015

Table 4 : Number of cancers by five-year age groups and ICD 10 site, among Males in Sri Lanka in 2015

ICD 10 site	00-04	04-09	10-14	15-19	20-24	25-29	30-34	35-39	40-44	45-49	50-54	55-59	60-64	65-69	70-74	75+	Unkn own	Total
C00 Lip	0	0	0	0	0	0	1	3	2	7	10	13	18	14	8	12	0	88
C01 Base of tongue	0	0	0	0	0	0	0	2	9	21	34	35	49	26	25	17	1	219
C02 Other and unspecified parts of tongue	0	0	0	0	1	3	7	10	31	55	88	86	80	72	53	38	0	524
C03 Gum	0	0	0	0	0	0	3	1	4	8	22	21	29	27	25	28	0	168
C04 Floor of mouth	0	0	0	0	0	0	0	2	5	8	26	22	19	25	8	7	0	122
C05 Palate	0	0	0	1	0	0	2	3	7	33	34	32	50	31	29	27	0	249
C06 Other and unspecified parts of mouth	0	0	1	1	0	0	11	9	35	78	106	122	133	106	10	12	0	831
C07 Parotid gland	0	0	3	0	0	2	4	5	2	6	8	2	6	8	3	5	0	54
C08 Other and unspecified major salivary gland	0	0	0	0	0	0	1	1	1	3	2	0	4	4	1	2	0	19
C09 Tonsil	0	0	0	0	0	0	0	3	12	34	40	50	39	28	18	30	0	254
C10 Oropharynx	0	0	0	0	0	0	0	1	3	8	21	27	25	23	8	13	0	129
C11 Nasopharynx	0	0	1	2	3	1	0	2	4	1	2	7	6	1	3	0	0	33
C12 Pyriform sinus	0	0	0	0	0	1	0	1	6	9	38	37	48	43	36	26	0	245
C13 Hypopharynx	0	0	0	0	0	0	1	1	0	6	8	17	10	18	17	11	0	89
C14 Other and ill-defined sites	0	1	0	0	0	0	0	1	5	3	21	15	18	12	14	9	0	99
C15 Oesophagus	0	0	0	0	0	2	5	6	30	53	110	180	205	177	119	142	3	1032
C16 Stomach	0	1	0	0	0	1	2	3	14	32	51	82	92	83	60	60	2	483
C17 Small intestine	0	0	0	0	0	0	0	1	3	3	4	13	4	8	4	2	0	42
C18 Colon	0	0	0	3	4	7	8	20	21	39	42	48	76	71	75	65	4	483
C19 Rectosigmoid junction	0	0	0	0	0	1	2	3	5	6	10	12	9	13	18	18	0	97
C20 Rectum	0	0	0	0	0	0	8	6	19	36	48	70	85	69	64	77	1	483
C21 Anus and anal canal	0	0	0	0	0	2	0	0	2	8	8	7	4	13	13	7	0	64
C 22 Liver and intrahepatic bile duct	6	4	2	0	0	1	0	1	1	6	23	25	61	45	43	36	0	254
C 23 Gall bladder	0	0	0	0	0	0	0	1	1	2	3	6	6	4	3	3	0	29
C24 Other and unspecified parts of biliary tract.	0	0	0	0	0	0	1	2	2	5	8	7	4	17	9	7	0	62
C25 Pancreas	0	0	0	0	1	0	3	3	2	7	14	16	21	12	12	6	3	100
C26 other and ill defined digestive organs	0	0	0	0	0	0	0	0	1	1	0	0	5	2	2	4	0	15
C30 Nasal cavity and middle ear	1	1	0	0	0	1	0	7	2	4	4	3	6	5	1	4	0	39
C31 Accessory sinuses	0	0	0	0	0	0	0	2	2	1	5	5	4	3	2	2	0	26
C 32 Larynx	0	0	0	0	0	0	5	6	10	30	74	108	123	117	88	72	3	636
C33 Trachea	0	0	0	0	0	0	0	0	1	0	0	1	1	0	1	2	0	6
C34 Bronchus and lung	0	0	1	1	3	3	7	3	19	40	120	187	229	234	194	111	2	1154
C 37 Thymus	0	1	1	0	0	0	0	0	0	1	1	2	3	4	0	0	0	13
C38 Heart, mediastinum & pleura	2	2	0	3	5	3	1	0	1	3	0	2	1	3	2	3	0	31
C39 Other and ill defined sites within respiratory system and intrathoracic organs	0	0	0	0	0	0	0	0	0	0	1	0	0	0	0	0	0	1
C40 Bone and articular cartilage of limbs	1	4	6	25	10	5	3	3	0	1	0	4	3	1	0	0	0	66

ICD 10 site	00-04	04-09	10-14	15-19	20-24	25-29	30-34	35-39	40-44	45-49	50-54	55-59	60-64	65-69	70-74	75+	Unkn own	Total
C41 Bone and articular cartilage of other and unspecified sites	0	2	4	8	4	2	2	3	1	2	3	4	3	2	1	1	1	43
C43 Melanoma of skin	0	0	0	0	0	1	0	0	2	0	13	3	6	8	12	15	0	60
C44 Other malignant neoplasms of skin	0	1	0	1	3	2	4	9	11	16	55	47	39	39	36	70	2	335
C45 Mesothelioma	0	0	0	0	0	0	0	0	0	1	0	1	3	2	0	1	0	8
C47 Peripheral nerves and autonomic nervous system	0	0	0	1	0	3	1	0	1	1	0	1	1	1	0	2	0	12
C 48 Retroperitoneum and peritoneum	1	0	0	0	0	0	0	2	1	3	0	1	3	1	3	1	0	16
C49 Connective, subcutaneous and other soft tissues	3	3	5	7	6	3	6	1	12	17	12	16	14	6	12	10	0	133
C50 Breast	0	0	0	0	0	0	3	2	6	14	12	10	17	7	12	15	0	98
C60 Penis	1	0	0	0	0	0	3	1	4	7	18	12	18	21	16	9	0	110
C61 Prostate gland	0	1	0	0	0	0	0	0	2	5	18	56	110	186	213	311	2	904
C62 Testis	0	1	0	2	9	10	9	5	5	10	4	3	3	1	0	1	0	63
C63 Other and unspecified male genital organs	0	0	0	0	0	0	0	0	0	0	3	4	2	0	1	0	0	10
C64 Kidney	12	2	1	1	0	4	5	12	12	18	25	30	37	36	26	16	1	238
C65 Renal pelvis	0	0	0	0	0	0	0	0	0	0	0	0	0	1	0	1	0	2
C66 Ureter	0	0	0	0	0	0	0	0	0	0	0	0	1	0	0	0	0	1
C67 Bladder	0	0	0	1	2	1	4	4	9	18	36	53	103	117	105	105	1	559
C68 Other and unspecified urinary organs	0	0	0	0	0	0	0	0	0	1	0	0	1	1	0	1	0	4
C69 Eye and adenexa	7	2	1	0	0	1	0	1	0	0	3	1	6	2	3	1	0	28
C70 Meninges	0	0	0	0	0	0	2	2	1	2	0	0	2	0	4	0	0	13
C 71 Brain	6	9	6	10	8	7	13	21	13	20	20	34	18	15	8	7	0	215
C72 Spinal cord, cranial nerves and other parts of central nervous system	2	0	1	0	1	1	1	0	0	1	1	2	1	0	0	0	0	11
C73 Thyroid gland	0	1	6	2	17	26	27	51	52	43	44	41	34	36	16	22	1	419
C74 Adrenal gland	10	5	0	0	0	0	1	0	0	0	2	1	0	0	0	0	1	20
C76 Other and ill-defined sites	2	1	0	0	1	0	0	1	1	2	3	6	10	4	5	4	0	40
C80 Unknown primary	2	3	2	5	4	6	9	8	25	61	134	119	153	156	109	95	3	894
C81 Hodgkin disease	1	4	4	12	9	9	5	5	10	3	12	7	7	8	8	1	0	105
C82 Follicular (nodular) non-Hodgkin lymphoma	0	1	0	0	0	0	0	2	4	1	2	6	7	5	0	5	0	33
C 83 Diffuse non-Hodgkin lymphoma	1	1	3	2	4	0	5	3	0	6	11	13	11	19	8	3	1	91
C84 Peripheral and cutaneous T-cell lymphoma	0	0	1	4	5	5	1	4	3	2	4	5	3	9	2	3	0	51
C85 Other and unspecified types of non-Hodgkin lymphoma	4	5	2	6	10	11	20	12	4	22	47	46	42	59	41	47	1	379
C 86 Other lymphoma	0	0	0	0	0	0	0	0	0	1	0	0	0	0	0	0	0	1
C 88 immunoproliferative diseases	0	0	0	0	0	0	0	0	0	0	0	0	0	1	1	1	0	3
C90 Multiple myeloma and malignant plasma cell neoplasms	1	0	0	0	0	0	1	7	2	14	20	31	39	48	40	34	0	237
C91 Lymphoid leukaemia	33	26	27	14	18	9	12	14	5	10	7	6	12	7	8	11	0	219
C92 Myeloid leukaemia	4	5	5	4	11	10	19	18	14	16	29	19	24	31	24	21	1	255

ICD 10 site	00-04	04-09	10-14	15-19	20-24	25-29	30-34	35-39	40-44	45-49	50-54	55-59	60-64	65-69	70-74	75+	Unkn own	Total
C93 Monocytic leukaemia	2	1	1	0	0	1	0	0	1	0	0	0	1	0	0	2	0	9
C94 Other leukaemia of specified cell type	2	0	0	0	0	1	0	0	0	0	0	1	0	0	0	0	0	4
C95 Leukaemia of unspecified type	0	0	1	1	1	1	0	0	1	0	3	0	1	0	2	3	0	14
C96 Other and unspecified malignant neoplasms of lymphoid, haematopoetic and related tissue	3	2	0	0	0	0	0	0	1	0	0	0	0	0	0	0	0	6
D45 Polycythemia vera	0	0	0	0	0	0	0	1	0	2	1	1	1	2	1	3	0	12
D46 Myelodysplastic syndromes	0	0	0	1	0	0	0	1	0	0	0	5	3	7	7	3	0	27
Total	107	90	85	118	140	147	228	302	465	877	1528	1849	2212	2157	1788	1794	34	13,921

Table 5 : Number of incidence cancers by five-year age groups and ICD 10 site, among Females in Sri Lanka in 2015

ICD 10 site	00-04	05-09	10-14	15-19	20-24	25-29	30-34	35-39	40-44	45-49	50-54	55-59	60-64	65-69	70-74	75+	Unk nown	To tal
C00 Lip	0	0	0	0	1	0	0	1	0	1	6	4	8	6	4	11	0	42
C01 Base of tongue	0	0	0	0	0	0	1	0	1	0	1	5	6	6	6	6	0	32
C02 Other and unspecified parts of tongue	0	0	0	0	0	1	1	5	9	10	18	11	14	13	20	14	1	117
C03 Gum	0	0	0	0	0	1	0	1	3	1	9	6	8	9	5	13	0	56
C04 Floor of mouth	0	0	0	0	0	0	0	0	1	1	1	1	4	2	1	2	0	13
C05 Palate	0	0	0	0	0	0	1	2	6	1	9	4	8	11	7	8	0	57
C06 Other and unspecified parts of mouth	1	0	0	0	3	0	3	3	7	8	25	41	51	47	49	68	0	306
C07 Parotid gland	0	0	2	1	1	4	2	7	6	5	3	4	4	5	2	2	0	48
C08 Other and unspecified major salivary gland	0	0	0	0	0	0	2	1	1	2	0	1	1	2	0	0	0	10
C09 Tonsil	0	0	0	0	1	0	0	0	4	0	5	3	6	8	0	3	0	30
C10 Oropharynx	0	0	0	0	0	0	0	0	0	2	2	2	1	3	0	1	0	11
C11 Nasopharynx	0	0	0	0	0	0	1	0	1	1	0	2	0	2	0	2	0	9
C12 Pyriform sinus	0	0	0	0	0	0	0	3	0	2	6	0	7	9	10	4	0	41
C13 Hypopharynx	0	0	0	0	0	0	0	0	0	2	8	3	7	8	1	7	0	36
C14 Other and ill-defined sites	0	0	0	0	0	0	1	0	1	2	4	3	4	2	1	2	0	20
C15 Oesophagus	0	0	0	0	0	1	1	4	14	32	72	124	120	154	150	186	2	860
C16 Stomach	0	0	0	0	0	1	1	4	7	16	17	31	31	44	25	30	1	208
C17 Small intestine	0	0	0	0	1	1	3	1	0	5	3	5	6	7	11	4	0	47
C18 Colon	0	1	1	0	4	5	7	19	27	45	42	79	90	96	66	73	1	556
C19 Rectosigmoid junction	0	0	0	0	0	1	1	1	2	6	11	21	23	11	20	16	0	113
C20 Rectum	0	0	0	0	3	0	8	10	22	33	44	58	78	51	61	88	3	459
C21 Anus and anal canal	0	0	0	0	0	0	1	2	0	2	8	2	5	2	7	10	0	39
C 22 Liver and intrahepatic bile duct	3	0	0	1	0	0	1	2	2	9	7	12	11	14	14	13	0	89
C 23 Gall bladder	0	0	0	0	0	0	2	1	0	6	7	5	9	9	8	9	0	56
C24 Other and unspecified parts of biliary tract.	0	0	0	0	0	0	0	1	6	4	8	10	13	13	9	4	0	68
C25 Pancreas	0	0	0	0	2	0	2	1	10	5	8	10	9	8	16	5	0	76
C26 other and ill defined digestive organs	0	0	0	0	0	0	1	0	0	1	4	3	4	2	1	1	0	17

ICD 10 site	00-04	05-09	10-14	15-19	20-24	25-29	30-34	35-39	40-44	45-49	50-54	55-59	60-64	65-69	70-74	75+	Unk nown	To tal
C30 Nasal cavity and middle ear	1	0	0	0	0	1	0	2	2	3	3	0	5	1	3	3	0	24
C31 Accessory sinuses	0	0	0	0	0	0	0	2	0	1	3	2	2	3	2	4	0	19
C 32 Larynx	0	0	0	0	1	0	0	3	1	6	4	12	14	13	8	7	0	69
C33 Trachea	0	0	0	0	0	0	2	0	0	0	0	0	1	1	0	0	0	4
C34 Bronchus and lung	0	0	0	0	0	4	7	7	17	25	38	47	53	53	42	53	2	348
C 37 Thymus	0	1	0	0	0	0	0	2	1	4	3	1	3	1	1	1	0	18
C38 Heart, mediastinum & pleura	1	0	0	0	0	0	0	0	0	0	0	6	3	1	0	4	0	15
C40 Bone and articular cartilage of limbs	1	5	10	12	1	3	1	2	2	2	6	0	4	2	3	1	0	55
C41 Bone and articular cartilage of other and unspecified sites	0	1	6	5	1	1	2	0	0	1	3	1	4	1	1	1	0	28
C43 Melanoma of skin	4	0	0	0	0	0	0	1	1	5	5	5	4	5	4	13	0	47
C44 Other malignant neoplasms of skin	0	1	0	3	2	4	6	11	5	14	25	26	28	43	36	43	0	247
C45 Mesothelioma	0	0	0	0	0	0	0	0	0	1	0	3	0	0	1	0	0	5
C46 Kaposi sarcoma	0	0	0	0	0	0	0	0	0	0	0	0	0	0	1	0	0	1
C47 Peripheral nerves and autonomic nervous system	1	0	0	3	0	0	0	0	1	0	5	0	1	0	0	0	0	11
C 48 Retroperitoneum and peritoneum	0	1	0	0	1	0	0	0	2	0	4	3	9	4	3	2	0	29
C49 Connective, subcutaneous and other soft tissues	4	3	3	3	2	6	10	7	6	21	8	9	5	6	15	6	1	115
C50 Breast	0	0	0	0	4	20	97	230	342	482	551	512	495	377	258	223	1	3592
C51 Vulva	0	0	1	0	0	0	0	0	0	4	5	6	10	3	10	17	0	56
C52 Vagina	1	0	0	0	0	0	0	0	1	2	3	9	5	11	7	12	0	51
C53 Cervix uteri	0	0	0	0	0	2	7	38	66	131	152	152	123	139	103	91	4	1008
C54 Corpus uteri	0	0	0	0	1	1	8	14	26	42	97	131	135	133	55	45	0	688
C55 Uterus not specified	0	0	0	0	0	0	0	0	3	6	10	18	17	16	7	6	0	83
C 56 Ovary	3	9	10	9	18	30	26	43	67	110	155	116	132	112	80	52	3	975
C57 Other and unspecified female genital organs	0	0	0	0	0	0	0	2	1	6	8	4	3	7	3	2	0	36
C58 Placenta	0	0	0	0	2	1	4	2	1	0	1	0	0	1	0	0	0	12
C64 Kidney	14	3	0	0	2	3	1	6	6	4	9	14	18	13	12	8	0	113
C65 Renal pelvis	0	0	0	0	0	0	0	0	0	0	0	0	0	0	1	0	0	1

ICD 10 site	00-04	05-09	10-14	15-19	20-24	25-29	30-34	35-39	40-44	45-49	50-54	55-59	60-64	65-69	70-74	75+	Unk nown	To tal
C66 Ureter	0	0	0	0	0	0	1	0	0	1	1	1	1	1	1	0	0	7
C67 Bladder	0	0	0	0	1	0	2	2	3	6	10	11	15	23	21	16	0	110
C68 Other and unspecified urinary organs	1	0	0	0	0	0	0	0	0	2	1	0	0	1	0	1	0	6
C69 Eye and adenexa	24	6	0	0	0	0	0	1	0	1	1	1	1	0	0	2	0	37
C70 Meninges	0	0	0	1	0	0	3	2	4	1	8	3	2	0	3	0	0	27
C 71 Brain	5	15	5	9	4	5	9	9	16	14	15	20	15	12	10	5	0	168
C72 Spinal cord, cranial nerves and other parts of central nervous system	1	3	0	1	0	0	1	1	0	0	0	1	1	0	0	0	0	9
C73 Thyroid gland	1	1	4	52	123	133	231	300	281	202	213	147	108	80	41	37	5	1959
C74 Adrenal gland	5	2	0	0	0	0	0	0	0	2	0	3	2	0	0	0	0	14
C75 Other endocrine glands and related structures	0	0	1	0	0	1	1	0	1	1	0	1	0	1	1	0	0	8
C76 Other and ill defined sites	8	1	0	0	0	0	3	1	2	2	3	6	5	2	2	5	0	40
C80 Unknown primary	2	0	1	3	3	7	14	14	29	36	68	75	85	90	55	76	3	561
C81 Hodgkin disease	0	0	1	11	10	10	5	5	1	2	6	4	9	5	0	1	0	70
C82 Follicular (nodular) non-Hodgkin lymphoma	0	0	0	0	0	0	1	3	3	3	1	1	3	1	0	0	0	16
C 83 Diffuse non-Hodgkin lymphoma	4	1	0	3	1	3	1	1	2	0	2	3	8	4	9	4	0	46
C84 Peripheral and cutaneous T-cell lymphoma	2	2	6	2	1	2	2	2	6	1	4	3	0	2	0	0	0	35
C85 Other and unspecified types of non-Hodgkin lymphoma	0	0	1	4	9	10	8	9	17	13	28	14	34	31	27	34	1	240
C 88 immunoproliferative diseases	0	0	0	0	0	0	0	0	0	0	0	3	0	1	0	1	0	5
C90 Multiple myeloma and malignant plasma cell neoplasms	0	0	0	0	0	0	0	4	3	6	11	18	43	39	27	28	1	180
C91 Lymphoid leukaemia	23	13	9	12	2	5	5	2	4	7	2	5	5	5	8	7	0	114
C92 Myeloid leukaemia	8	4	8	6	12	20	17	16	18	19	31	23	32	15	20	16	0	265
C93 Monocytic leukaemia	0	1	0	0	1	0	0	1	0	0	0	0	0	0	2	0	0	5
C94 Other leukaemia of specified cell type	1	0	0	0	0	0	1	0	0	1	0	1	1	2	0	1	0	8
C95 Leukaemia of unspecified type	1	1	1	1	0	1	0	0	0	0	0	0	2	0	3	1	0	11
C96 Other and unspecified malignant	4	3	0	0	0	0	0	0	0	0	1	1	0	0	0	0	0	9

ICD 10 site	00-04	05-09	10-14	15-19	20-24	25-29	30-34	35-39	40-44	45-49	50-54	55-59	60-64	65-69	70-74	75+	Unk nown	To tal
neoplasms of lymphoid, haematopoetic and related tissue																		
D45 Polycythemia vera	0	0	0	0	0	0	0	1	0	0	0	0	0	2	2	0	0	5
D46 Myelodysplastic syndromes	0	0	0	0	0	0	1	0	0	1	3	6	1	2	8	3	0	25
Total	124	78	70	142	218	288	517	815	1071	1393	1835	1878	1975	1809	1390	1414	29	15,046

Table 6: Number of cancers by five-year age group and ICD 10 site categories among males in Sri Lanka 2015.

Cancer Registry (2015)

Cancer Incidence Data 2015

Cases by age group (Period) - Male

SITE	ALL AGE AGES UNK	Cases by age group (Period) - Male													ICD (10th)	ICD (%)			
		0-	5-	10-	15-	20-	25-	30-	35-	40-	45-	50-	55-	60-			65-	70-	75+
Lip	88	0	-	-	-	-	-	1	3	2	7	10	13	18	14	8	12	0.6	C00
Tongue	743	1	-	-	-	1	-	3	7	40	76	122	121	129	98	78	55	5.5	C01-02
Mouth	1370	0	-	-	1	-	-	16	15	51	127	188	197	231	189	168	185	10.1	C03-06
Salivary glands	73	0	-	3	-	-	-	5	3	3	9	10	2	10	12	4	7	0.5	C07-08
Tonsil	254	0	-	-	-	-	-	-	3	12	34	40	50	39	28	18	30	1.9	C09
Other oropharynx	129	0	-	-	-	-	-	-	3	8	21	27	25	23	8	13	-	0.9	C10
Nasopharynx	33	0	-	-	1	2	3	1	2	4	1	2	7	6	1	3	-	0.2	C11
Hypopharynx	334	0	-	-	-	-	-	1	2	6	15	46	54	58	61	53	37	2.5	C12-13
Pharynx unspecified	99	0	-	-	-	-	-	-	1	5	3	21	15	18	12	14	9	0.7	C14
Oesophagus	1032	3	-	-	-	-	-	2	5	30	53	110	180	205	177	119	142	7.6	C15
Stomach	483	2	-	-	-	-	-	1	2	3	14	32	51	82	92	83	60	3.6	C16
Small intestine	42	0	-	-	-	-	-	-	1	3	3	4	13	4	4	2	-	0.3	C17
Colon	483	4	-	-	3	4	-	7	8	20	39	42	48	76	71	75	65	3.6	C18
Rectum	580	1	-	-	-	-	-	1	10	9	24	42	58	82	94	82	95	4.3	C19-20
Anus	64	0	-	-	-	-	-	2	-	2	8	8	7	4	13	13	7	0.5	C21
Liver	254	0	-	2	-	-	-	1	1	1	6	23	25	61	45	43	36	1.9	C22
Gallbladder etc.	91	0	-	-	-	-	-	-	1	3	3	7	11	13	10	21	10	0.7	C23-24
Pancreas	100	3	-	-	-	-	-	3	3	2	7	14	16	21	12	12	6	0.7	C25
Nose, sinuses etc.	65	0	-	-	-	-	-	1	9	4	5	9	8	10	8	3	6	0.5	C30-31
Larynx	636	3	-	-	-	-	-	5	6	10	30	74	108	123	117	88	72	4.7	C32
Trachea, bronchus and lung	1160	2	-	-	1	3	3	7	3	20	40	120	188	230	234	195	113	8.5	C33-34
Other thoracic organs	44	0	-	2	3	1	3	5	3	1	-	1	4	4	7	2	3	0.3	C37-38
Bone	109	1	-	1	3	14	7	5	6	1	3	3	8	6	3	1	1	0.8	C40-41
Melanoma of skin	60	0	-	-	-	1	-	1	-	2	-	13	3	6	8	12	15	0.4	C43
Other skin	335	2	-	-	-	3	2	4	-	11	16	55	47	39	39	36	70	2.5	C44
Mesothelioma	8	0	-	-	-	-	-	-	-	-	1	-	1	3	2	-	1	0.1	C45
Kaposi sarcoma	0	0	-	-	-	-	-	-	-	-	-	-	-	-	-	-	-	0.0	C46
Connective and soft tissue	145	0	-	3	5	8	6	7	1	13	18	12	17	15	7	12	12	1.1	C47, C49
Breast	98	0	-	-	-	-	-	3	2	6	14	12	10	17	7	12	15	0.7	C50
Penis	110	0	-	-	-	-	-	3	1	4	7	18	12	18	21	16	9	0.8	C60
Prostate	904	2	-	-	-	-	-	-	2	5	18	56	110	186	213	311	-	6.7	C61
Testis	63	0	-	-	2	9	10	9	5	5	10	4	3	3	1	1	-	0.5	C62
Other male genital organs	10	0	-	-	-	-	-	-	-	-	-	3	4	2	-	1	-	0.1	C63
Kidney	238	1	-	2	1	1	-	4	5	12	18	25	30	37	36	26	16	1.8	C64
Renal pelvis	2	0	-	-	-	-	-	-	-	-	-	-	-	-	-	-	-	0.0	C65
Ureter	1	0	-	-	-	-	-	-	-	-	-	-	-	-	-	-	-	0.0	C66
Bladder	559	7	-	-	1	2	1	4	4	9	18	36	53	103	117	105	105	4.1	C67
Other urinary organs	4	0	-	-	-	-	-	-	-	-	1	-	-	-	-	-	-	0.0	C68
Eye	28	0	-	2	1	-	-	1	-	1	-	3	1	6	2	3	1	0.2	C69
Brain, nervous system	239	0	-	7	10	-	-	8	16	23	14	23	21	36	21	15	12	1.8	C70-72
Thyroid	419	1	-	6	2	17	26	27	51	52	43	44	41	34	36	16	22	3.1	C73
Adrenal gland	20	1	-	5	-	-	-	1	-	-	-	2	1	-	-	-	-	0.1	C74
Other endocrine	0	0	-	-	-	-	-	-	-	-	-	-	-	-	-	-	-	0.0	C75
Hodgkin disease	105	0	-	4	4	12	9	9	5	5	10	3	12	7	8	8	1	0.8	C81
Non-Hodgkin lymphoma	560	2	-	8	6	12	19	16	26	21	12	31	64	70	63	92	51	4.1	C82-85, C96
Immunoproliferative diseases	3	0	-	-	-	-	-	-	-	-	-	-	-	-	-	-	-	0.0	C88
Multiple myeloma	237	0	-	-	-	-	-	-	-	1	7	2	14	20	31	39	48	1.7	C90
Lymphoid leukaemia	219	0	-	27	14	18	9	12	14	5	10	7	6	12	7	8	11	1.6	C91
Myeloid leukaemia	268	1	-	6	4	11	12	19	18	15	16	29	20	25	31	24	23	2.0	C92-94
Leukaemia unspecified	14	0	-	1	1	1	1	1	-	1	-	3	-	1	-	2	3	0.1	C95
Myeloproliferative disorders	13	0	-	-	-	-	-	-	-	-	-	1	-	1	1	3	1	0.1	MPD
Myelodysplastic syndromes	277	0	-	-	-	-	-	-	-	-	-	2	1	1	1	7	5	0.2	MDS
Other and unspecified	966	3	-	4	2	5	5	6	9	11	28	67	138	126	171	163	119	7.1	O&U
All sites	13921	34	-	85	118	140	147	228	302	465	876	1528	1849	2212	2158	1788	1794	100.0	ALL
All sites but C44	13586	32	-	85	117	137	145	224	293	454	860	1473	1802	2173	2119	1752	1724	100.0	ALLbC44

Table built Sun Jan 24 06:47:30 IST 2021 by CamReg5.

Table 7: Number of cancers by five-year age group and ICD 10 site categories among females in Sri Lanka, 2015

Cancer Registry (2015)

Cancer Incidence Data 2015

Cases by age group (Period) - Female

SITE	ALL AGES UNK	0-	5-	10-	15-	20-	25-	30-	35-	40-	45-	50-	55-	60-	65-	70-	75+	(%)	ICD (10th)	
Lip	43	-	-	-	-	1	-	-	1	-	1	6	4	8	6	5	11	0.3	C00	
Tongue	149	-	-	-	-	-	1	2	5	10	10	19	16	20	19	26	20	1.0	C01-02	
Mouth	431	1	-	-	3	1	1	4	6	17	11	44	52	71	69	61	91	2.9	C03-06	
Salivary glands	58	-	-	2	1	1	4	4	8	7	7	3	5	6	7	2	3	0.4	C07-08	
Tonsil	30	-	-	-	-	1	-	-	-	4	-	5	3	5	8	-	3	0.2	C09	
Other oropharynx	11	-	-	-	-	-	-	-	-	-	2	2	2	1	3	-	1	0.1	C10	
Nasopharynx	9	-	-	-	-	-	-	1	1	1	1	2	2	2	2	-	2	0.1	C11	
Hypopharynx	77	-	-	-	-	-	-	-	3	-	4	14	3	14	17	11	11	0.5	C12-13	
Pharynx unspecified	20	0	-	-	-	-	-	-	1	-	2	4	3	4	2	1	2	0.1	C14	
Oesophagus	860	2	-	-	-	1	1	4	14	32	72	124	124	121	153	150	186	5.8	C15	
Stomach	208	1	-	-	-	1	1	4	7	16	17	31	31	31	44	25	30	1.4	C16	
Small intestine	47	0	-	-	-	1	1	3	1	5	3	5	6	7	11	4	4	0.3	C17	
Colon	556	1	1	1	4	5	7	19	27	45	42	79	90	96	66	73	81	3.8	C18	
Rectum	572	3	-	-	-	3	1	9	11	24	39	55	79	101	61	81	105	3.9	C19-20	
Anus	39	0	-	-	-	1	2	2	2	2	6	7	12	11	14	14	13	0.3	C21	
Liver	89	0	-	-	-	1	1	2	2	2	7	12	11	14	14	14	13	0.6	C22	
Gallbladder etc.	124	0	-	-	-	-	-	2	2	6	10	15	15	22	22	17	13	0.8	C23-24	
Pancreas	76	0	-	-	-	2	-	2	1	10	5	8	10	9	8	16	5	0.3	C25	
Nose, sinuses etc.	43	0	-	-	-	1	-	4	4	6	2	4	6	2	7	4	5	0.3	C30-31	
Larynx	69	0	-	-	-	1	-	3	1	6	4	12	14	13	8	7	7	0.5	C32	
Trachea, bronchus and lung	352	2	-	-	-	4	9	7	17	25	38	47	54	54	42	53	44	2.4	C33-34	
Other thoracic organs	33	0	1	-	-	-	-	-	2	1	4	3	7	6	2	1	5	0.2	C37-38	
Bone	83	0	1	6	16	17	2	4	3	2	2	3	9	1	8	3	4	0.6	C40-41	
Melanoma of skin	47	0	4	-	-	-	-	-	1	1	5	5	5	4	5	4	13	0.3	C43	
Other skin	247	0	1	-	-	3	2	4	6	11	5	14	25	26	28	43	36	1.7	C44	
Mesothelioma	5	0	-	-	-	-	-	-	-	-	1	-	3	-	-	1	-	0.0	C45	
Kaposi sarcoma	1	0	-	-	-	-	-	-	-	-	-	-	-	-	-	-	-	0.0	C46	
Connective and soft tissue	126	1	5	3	6	2	6	10	7	7	21	13	9	6	6	15	6	0.9	C47, C49	
Breast	3592	1	-	-	-	4	20	97	230	342	482	551	512	495	377	258	223	24.3	C50	
Vulva	56	0	-	1	-	-	-	-	-	-	4	5	6	5	3	10	17	0.4	C51	
Vagina	51	0	1	-	-	-	-	-	-	-	2	3	9	10	7	12	12	0.3	C52	
Cervix uteri	1008	4	-	-	-	2	7	38	66	131	152	152	123	139	103	91	6.8	C53		
Corpus uteri	689	0	-	-	-	1	1	8	14	26	42	97	131	135	134	55	45	4.7	C54	
Uterus unspecified	82	0	-	-	-	-	-	3	6	10	18	17	15	7	7	6	6	0.6	C55	
Ovary	973	3	9	10	9	18	30	26	43	67	110	153	116	132	112	80	52	6.6	C56	
Other female genital organs	36	0	-	-	-	-	-	2	1	6	8	4	3	7	3	2	2	0.2	C57	
Placenta	12	0	-	-	-	-	-	1	4	2	1	-	-	-	1	-	-	0.1	C58	
Kidney	113	0	14	3	-	2	3	1	6	6	4	9	14	18	13	12	8	0.8	C64	
Renal pelvis	1	0	-	-	-	-	-	-	-	-	-	-	-	-	-	-	-	0.0	C65	
Ureter	7	0	-	-	-	-	-	-	-	-	-	1	1	1	1	1	-	0.0	C66	
Bladder	110	0	-	-	-	1	-	-	2	3	6	10	11	15	23	21	16	0.7	C67	
Other urinary organs	6	0	1	-	-	-	-	-	2	2	1	-	-	-	1	-	1	0.0	C68	
Eye	37	0	24	6	-	-	-	-	1	-	1	1	1	1	-	-	2	0.3	C69	
Brain, nervous system	204	0	6	18	5	11	4	5	13	12	20	15	23	18	12	13	5	1.4	C70-72	
Thyroid	1959	5	1	1	4	52	133	231	300	281	202	213	147	108	80	41	37	13.2	C73	
Adrenal gland	14	0	5	2	-	-	-	-	-	-	2	-	3	2	-	-	-	0.1	C74	
Other endocrine	8	0	-	-	-	-	-	1	1	-	1	-	1	-	1	-	-	0.1	C75	
Hodgkin disease	70	0	-	1	11	10	10	5	5	1	2	6	4	9	5	-	1	0.5	C81	
Non-Hodgkin lymphoma	346	1	10	6	7	9	11	15	12	15	28	17	36	22	45	38	38	2.3	C82-85, C96	
Immunoproliferative diseases	5	0	-	-	-	-	-	-	-	-	-	-	3	-	1	-	1	0.0	C88	
Multiple myeloma	180	1	-	-	-	-	-	-	4	3	6	11	18	43	39	27	28	1.2	C90	
Lymphoid leukaemia	114	0	23	13	9	12	2	5	5	2	4	7	2	5	5	8	7	0.8	C91	
Myeloid leukaemia	278	0	9	5	8	6	13	20	18	17	18	20	31	24	33	17	22	1.9	C92-94	
Leukaemia unspecified	11	0	1	1	1	1	1	-	-	-	-	-	-	-	2	1	3	0.1	C95	
Myeloproliferative disorders	5	0	-	-	-	-	-	-	1	-	-	-	-	-	-	2	-	0.0	MPD	
Myelodysplastic syndromes	25	0	-	-	-	-	-	-	1	-	1	3	6	1	2	2	3	0.2	MDS	
Other and unspecified	647	3	10	2	1	3	4	7	18	15	33	39	79	86	104	98	61	4.4	O&U	
All sites	15046	29	124	78	70	142	218	288	517	815	1071	1393	1835	1877	1977	1807	1390	1415	100.0	ALL
All sites but C44	14799	29	124	77	70	139	216	284	511	804	1066	1379	1810	1851	1949	1764	1354	1372	100.0	ALLbC44

Table built Sun Jan 24 06:47:30 IST 2021 by CamReg5.

Table 8: Age specific incidence rate, Crude incidence rate, Age standardized incidence rate per 100,000 population & Cumulative risk of cancers by five-year age group and ICD 10 site categories among Males in Sri Lanka, 2015

Cancer Registry (2015)

Cancer Incidence Data 2015

Incidence per 100,000 by age group (Period) - Male

SITE	ALL AGES UNK	Incidence per 100,000 by age group (Period) - Male										CRUDE RATE	CUM (%)	CUM 0-64	CUM 0-74	ASR (10th)	ICD							
		0-	5-	10-	15-	20-	25-	30-	35-	40-	45-							50-	55-	60-	65-	70-	75+	
Lip	88	-	-	-	-	-	-	0.1	0.4	0.3	1.1	1.7	2.5	4.1	4.8	4.3	5.2	0.9	0.6	0.05	0.10	0.8	C00	
Tongue	743	1	-	-	-	-	-	0.1	1.7	5.9	11.9	20.4	23.5	29.5	33.6	41.7	23.8	7.3	5.5	0.47	0.85	6.7	C01-02	
Mouth	1370	-	-	0.1	0.2	-	-	0.3	1.9	7.5	19.9	31.4	38.2	52.7	64.7	89.8	80.0	13.5	10.1	0.77	1.54	12.5	C03-06	
Salivary glands	73	-	-	0.4	-	-	-	-	0.6	0.8	0.4	1.4	1.7	2.3	4.1	2.1	3.0	0.7	0.5	0.04	0.07	0.7	C07-08	
Tonsil	254	-	-	-	-	-	-	-	0.4	1.8	5.3	6.7	9.7	8.9	9.6	9.6	13.0	2.5	1.9	0.16	0.26	2.3	C09	
Other oropharynx	129	-	-	-	-	-	-	-	0.1	0.4	1.3	3.5	5.2	5.7	7.9	4.3	5.6	1.3	0.9	0.08	0.14	1.2	C10	
Nasopharynx	33	-	-	-	-	-	-	-	0.3	0.6	0.2	0.3	1.4	1.4	0.3	1.6	-	0.3	0.2	0.02	0.03	0.3	C11	
Hypopharynx	334	-	-	-	-	-	-	-	0.1	0.3	0.9	2.4	7.7	10.5	13.2	20.9	16.0	3.3	2.5	0.18	0.42	3.1	C12-13	
Pharynx unspecified	99	0	0.1	-	-	-	-	-	0.1	0.7	0.5	3.5	2.9	4.1	4.1	7.5	3.9	1.0	0.7	0.06	0.12	0.9	C14	
Oesophagus	1032	3	-	-	-	-	-	-	0.6	0.8	4.4	8.3	18.4	34.9	46.8	60.6	61.4	10.2	7.6	0.57	1.20	9.4	C15	
Stomach	483	2	0.1	-	-	-	-	-	0.1	0.2	0.4	2.1	5.0	15.9	21.0	28.4	32.1	4.8	3.6	0.27	0.57	4.4	C16	
Small intestine	42	0	-	-	-	-	-	-	-	0.4	0.5	0.7	2.5	0.9	2.7	2.1	0.9	0.4	0.3	0.03	0.05	0.4	C17	
Colon	483	4	-	-	0.4	-	-	0.5	0.9	1.0	2.8	3.1	7.0	9.3	17.4	24.3	40.1	4.8	3.6	0.24	0.57	4.5	C18	
Rectum	580	1	-	-	-	-	-	-	0.1	1.2	1.3	3.5	6.6	9.7	15.9	21.5	28.1	5.7	4.3	0.30	0.66	5.3	C19-20	
Anus	64	0	-	-	-	-	-	-	0.3	1.3	1.3	1.4	0.9	4.5	6.9	3.0	0.6	0.5	0.03	0.08	0.6	C21		
Liver	254	0	0.4	0.2	-	-	-	-	0.1	0.1	0.9	3.8	4.8	13.9	15.4	23.0	15.6	2.5	1.9	0.13	0.32	2.4	C22	
Gallbladder etc.	91	0	-	-	-	-	-	-	0.4	0.4	1.1	1.8	2.5	2.3	7.2	6.4	4.3	0.9	0.7	0.04	0.11	0.8	C23-24	
Pancreas	100	3	-	-	-	-	-	-	0.4	0.4	0.3	1.1	2.3	3.1	4.8	4.1	2.6	1.1	0.7	0.06	0.12	0.9	C25	
Nose, sinuses etc.	65	0	0.1	0.1	-	-	-	-	1.3	0.6	0.8	1.5	1.6	2.3	2.7	1.6	2.6	0.6	0.5	0.04	0.06	0.6	C30-31	
Larynx	636	3	-	-	-	-	-	-	0.6	0.8	1.5	4.7	12.4	20.9	28.1	40.1	47.0	6.3	4.7	0.35	0.78	5.8	C32	
Trachea, bronchus and lung	1160	2	-	-	0.1	0.1	0.4	0.4	0.9	0.4	2.9	6.3	20.0	36.4	52.5	80.1	104.2	11.4	8.5	0.60	1.53	10.8	C33-34	
Other thoracic organs	44	0	0.2	0.3	0.1	0.4	0.7	0.4	0.1	-	0.1	0.6	0.2	0.8	0.9	2.4	1.1	0.4	0.3	0.02	0.04	0.4	C37-38	
Bone	109	1	0.1	0.7	1.2	3.9	1.8	0.9	0.6	0.8	0.1	0.5	0.5	1.6	1.4	1.0	0.5	0.4	1.1	0.8	0.07	0.08	1.1	C40-41
Melanoma of skin	60	0	-	-	-	-	-	-	0.1	0.3	0.5	1.3	0.6	1.4	2.7	6.4	6.5	0.6	0.4	0.02	0.07	0.6	C43	
Other skin	335	2	-	0.1	-	0.1	0.4	0.3	0.5	1.3	1.6	2.5	9.1	8.9	13.4	19.2	30.3	3.3	2.5	0.17	0.33	3.0	C44	
Mesothelioma	8	0	-	-	-	-	-	-	-	-	-	-	0.2	0.7	0.7	-	0.4	0.1	0.1	0.01	0.01	0.1	C45	
Kaposi sarcoma	0	0	-	-	-	-	-	-	-	-	-	-	-	-	-	-	-	0.0	0.0	0.00	0.00	0.0	C46	
Connective and soft tissue	145	0	0.3	0.3	0.6	0.9	0.8	0.8	0.9	0.1	1.9	2.8	2.0	3.3	3.4	2.4	5.2	1.4	1.1	0.09	0.14	1.4	C47, C49	
Breast	98	0	-	-	-	-	-	-	0.4	0.3	0.9	2.2	2.0	1.9	3.9	2.4	6.4	1.0	0.7	0.06	0.10	0.9	C50	
Penis	110	0	-	-	-	-	-	-	0.4	0.1	0.6	1.1	3.0	2.3	4.1	7.2	8.5	1.1	0.8	0.06	0.14	1.0	C60	
Prostate	904	2	-	-	-	-	-	-	0.3	0.8	3.0	10.9	25.1	63.7	113.8	134.5	8.9	6.7	0.20	1.09	8.6	C61		
Testis	63	0	-	-	-	-	-	-	1.1	0.7	0.7	1.6	0.7	0.6	0.7	0.3	0.4	0.6	0.5	0.04	0.05	0.6	C62	
Other male genital organs	10	0	-	-	-	-	-	-	-	-	-	0.5	0.8	0.5	-	0.5	-	0.1	0.1	0.01	0.01	0.1	C63	
Kidney	238	1	1.3	0.2	0.1	0.1	-	-	0.5	0.6	1.7	1.8	2.8	4.2	5.8	8.4	12.3	2.3	1.8	0.14	0.27	2.2	C64	
Renal pelvis	2	0	-	-	-	-	-	-	-	-	-	-	-	-	-	-	-	0.0	0.0	0.00	0.00	0.0	C65	
Ureter	1	0	-	-	-	-	-	-	-	-	-	-	-	-	-	-	-	0.0	0.0	0.00	0.00	0.0	C66	
Bladder	559	7	-	-	-	-	-	-	0.1	0.3	0.1	0.5	0.6	1.3	2.8	6.0	45.4	5.5	4.1	0.23	0.71	5.2	C67	
Other urinary organs	4	0	-	-	-	-	-	-	-	-	-	-	-	-	-	-	-	0.0	0.0	0.00	0.00	0.0	C68	
Eye	28	0	0.8	0.2	0.1	-	-	-	0.1	-	0.1	-	0.5	0.2	1.4	0.7	1.6	0.3	0.2	0.02	0.03	0.3	C69	
Brain, nervous system	239	0	0.9	1.0	0.8	1.2	1.2	1.2	1.0	1.9	3.3	3.6	7.0	4.8	5.1	6.4	3.0	2.4	1.8	0.16	0.22	2.2	C70-72	
Thyroid	419	1	-	0.1	0.7	0.2	2.2	2.2	3.4	3.3	7.2	7.6	6.8	7.3	7.9	7.8	9.5	4.1	3.1	0.27	0.38	3.8	C73	
Adrenal gland	20	1	1.1	0.6	-	-	-	-	0.1	-	-	-	0.3	0.2	-	-	-	0.2	0.1	0.01	0.01	0.2	C74	
Other endocrine	0	0	-	-	-	-	-	-	-	-	-	-	-	-	-	-	-	0.0	0.0	0.00	0.00	0.0	C75	
Hodgkin disease	105	0	0.1	0.4	0.5	1.4	1.2	1.2	1.2	0.6	0.7	1.5	0.5	2.0	1.4	1.6	0.4	1.0	0.8	0.07	0.10	1.0	C81	
Non-Hodgkin lymphoma	560	2	0.9	1.0	0.7	1.4	2.5	2.1	3.2	3.0	1.8	4.9	10.7	13.6	14.4	31.5	25.1	5.5	4.1	0.30	0.60	5.2	C82-85, C96	
Immunoproliferative diseases	3	0	-	-	-	-	-	-	-	-	-	-	-	-	-	-	-	0.0	0.0	0.00	0.00	0.0	C88	
Multiple myeloma	237	0	0.1	-	-	-	-	-	0.1	1.0	0.3	2.2	3.3	6.0	8.9	16.4	14.7	2.3	1.7	0.11	0.30	2.2	C90	
Lymphoid leukaemia	219	0	3.6	2.9	3.2	1.7	2.4	1.2	1.5	2.0	0.7	1.6	1.2	2.7	2.4	4.3	4.8	2.2	1.6	0.13	0.16	2.3	C91	
Myeloid leukaemia	268	1	0.9	0.7	0.7	0.5	1.4	1.6	2.3	2.5	2.2	2.5	4.8	3.9	5.7	10.6	12.8	2.6	2.0	0.15	0.27	2.5	C92-94	
Leukaemia unspecified	14	0	-	-	-	-	-	-	0.1	-	-	-	0.5	0.2	-	-	-	0.1	0.1	0.01	0.01	0.1	C95	
Myeloproliferative disorders	13	0	-	-	-	-	-	-	-	-	-	-	0.3	0.2	0.2	1.0	0.5	0.1	0.1	0.01	0.01	0.1	MPD	
Myelodysplastic syndromes	27	0	-	-	-	-	-	-	-	-	-	-	-	-	-	-	-	0.3	0.2	0.01	0.04	0.1	MDS	
Other and unspecified	966	3	0.6	0.4	0.2	0.6	0.7	0.8	1.1	1.6	4.1	10.5	23.0	24.4	39.0	55.8	63.6	9.5	7.1	0.54	1.14	8.9	O&U	
All sites	13921	34	11.8	9.9	9.9	14.0	18.3	19.2	27.8	42.7	68.2	137.6	255.2	358.5	505.0	739.0	955.4	137.1	133.8	10.00	7.24	15.90	128.6	ALL
All sites but C44	13586	32	11.8	9.8	9.9	13.9	17.9	18.9	27.3	41.5	66.6	135.1	246.0	349.3	496.1	725.6	936.2	133.8	100.0	7.24	15.57	125.5	ALLbC44	

Reference population: World Standard Population

Table built Sun Jan 24 07:16:52 IST 2021 by CanReg5.

Table 9: Age specific incidence rate, Crude incidence rate, Age standardized incidence rate per 100,000 population & Cumulative risk of cancers by five-year age groups and ICD 10 site categories among Females in Sri Lanka, 2015

Cancer Registry (2015)

Cancer Incidence Data 2015

Incidence per 100,000 by age group (Period) - Female

SITE	ALL AGES	0-4	5-9	10-14	15-19	20-24	25-29	30-34	35-39	40-44	45-49	50-54	55-59	60-64	65-69	70-74	75+	CRUDE RATE	(%)	CUM 0-64	CUM 64-74	ASR (10th)	ICD	
Lip	43	-	-	-	-	0.1	-	-	0.1	-	0.1	0.9	0.7	1.6	1.7	2.1	3.2	0.4	0.3	0.02	0.04	0.3	C00	
Tongue	149	-	-	-	-	-	0.1	0.2	0.7	1.4	1.5	2.9	2.8	3.9	5.3	11.0	5.9	1.4	1.0	0.07	0.15	1.1	C01-02	
Mouth	431	0.1	-	-	-	0.4	0.1	0.5	0.8	2.4	1.6	6.7	9.0	14.0	19.2	25.7	26.6	4.0	2.9	0.18	0.40	3.2	C03-06	
Salivary glands	58	-	-	-	0.2	0.1	0.1	0.5	1.1	1.0	1.0	0.5	0.9	1.0	1.9	0.8	0.6	0.5	0.4	0.03	0.05	0.5	C07-08	
Tonsil	30	-	-	-	-	-	-	-	-	0.6	-	0.8	0.5	1.2	2.2	-	0.9	0.3	0.2	0.02	0.03	0.2	C09	
Other oropharynx	11	-	-	-	-	-	-	-	-	-	0.3	0.3	0.3	0.2	0.8	-	0.3	0.1	0.1	0.01	0.01	0.1	C10	
Nasopharynx	9	-	-	-	-	-	-	-	-	0.1	0.1	0.1	0.3	0.3	0.6	-	0.6	0.1	0.1	0.00	0.01	0.1	C11	
Hypopharynx	77	-	-	-	-	-	-	-	-	-	0.6	2.1	0.3	2.8	4.7	4.6	3.2	0.7	0.5	0.03	0.08	0.6	C12-13	
Pharynx unspecified	20	-	-	-	-	-	-	-	0.4	0.1	0.3	0.6	0.5	0.8	0.6	0.4	0.6	0.2	0.1	0.01	0.02	0.2	C14	
Oesophagus	860	-	-	-	-	-	0.1	0.1	0.5	1.9	4.7	11.0	21.4	23.9	42.5	63.2	54.4	7.9	5.8	0.32	0.85	6.4	C15	
Stomach	208	-	-	-	-	-	0.1	0.1	0.5	1.0	2.3	2.6	5.3	6.1	12.2	10.5	8.8	1.9	1.4	0.09	0.21	1.6	C16	
Small intestine	47	-	-	-	-	0.1	0.1	0.3	0.1	0.7	0.5	0.9	1.2	1.9	4.6	1.2	1.2	0.4	0.3	0.02	0.05	0.4	C17	
Colon	556	-	-	-	-	0.5	0.6	0.8	2.6	3.8	6.5	6.4	13.6	17.8	26.7	27.8	21.4	5.1	3.8	0.26	0.54	4.3	C18	
Rectum	572	-	-	-	-	0.4	0.1	1.0	1.5	3.3	5.7	8.4	13.6	19.9	17.0	34.1	30.7	5.3	3.9	0.27	0.53	4.3	C19-20	
Anus	39	-	-	-	-	-	0.1	0.3	0.3	0.3	0.3	1.2	0.3	1.0	0.6	3.0	2.9	0.4	0.3	0.02	0.03	0.3	C21	
Liver	89	0.3	-	-	-	-	0.1	0.3	0.3	0.3	1.3	1.1	2.1	2.2	3.9	5.9	3.8	0.8	0.6	0.04	0.09	0.7	C22	
Gallbladder etc.	124	-	-	-	-	-	-	0.2	0.3	0.8	1.5	2.3	2.6	4.3	6.1	7.2	3.8	1.1	0.8	0.06	0.13	1.0	C23-24	
Pancreas	76	-	-	-	-	0.2	-	0.2	0.1	1.4	0.7	1.2	1.7	1.8	2.2	6.7	1.5	0.7	0.5	0.04	0.08	0.6	C25	
Nose, sinuses etc.	43	0.1	-	-	-	-	0.1	-	0.5	0.3	0.6	0.9	0.3	1.4	1.1	2.1	2.0	0.4	0.3	0.02	0.04	0.3	C30-31	
Larynx	69	-	-	-	-	-	-	-	0.4	0.1	0.9	0.6	2.1	2.8	3.6	3.4	2.0	0.6	0.5	0.03	0.07	0.5	C32	
Trachea, bronchus and lung	352	-	-	-	-	-	0.5	1.0	0.9	2.4	3.6	5.8	8.1	10.7	15.0	17.7	15.5	3.3	2.4	0.17	0.33	2.7	C33-34	
Other thoracic organs	33	0.1	0.1	-	-	-	-	0.3	0.1	0.6	0.5	1.2	1.2	1.2	0.6	0.4	1.5	0.3	0.2	0.02	0.03	0.3	C37-38	
Bone	83	0.1	0.7	1.9	2.0	0.2	0.5	0.3	0.3	0.3	0.4	1.4	0.2	1.6	0.8	1.7	0.6	0.8	0.6	0.05	0.06	0.8	C40-41	
Melanoma of skin	47	0.4	-	-	-	0.4	0.2	0.5	0.7	0.7	2.0	3.8	4.5	5.5	12.0	15.2	12.6	2.3	1.7	0.10	0.24	1.9	C43	
Other skin	247	-	-	-	-	-	-	-	-	-	-	-	-	-	-	-	-	0.0	0.0	0.00	0.01	0.0	C44	
Mesothelioma	5	-	-	-	-	-	-	-	-	-	0.1	-	0.5	-	-	0.4	-	0.0	0.0	0.00	0.00	0.0	C45	
Kaposi sarcoma	1	-	-	-	-	-	-	-	-	-	-	-	-	-	-	-	-	0.0	0.0	0.00	0.00	0.0	C46	
Connective and soft tissue	126	0.6	0.3	0.4	0.7	0.2	0.7	1.2	0.9	1.0	3.1	2.0	1.6	1.2	1.7	6.3	1.8	1.2	0.9	0.07	0.11	1.1	C47,C49	
Breast	3592	1	-	-	-	0.5	2.4	11.2	30.9	47.6	70.1	83.8	88.3	97.7	104.8	108.8	65.2	33.2	24.3	2.16	3.23	28.1	C50	
Vulva	56	-	-	-	-	-	-	-	-	0.1	0.3	0.5	1.0	2.0	0.8	4.2	5.0	0.5	0.4	0.02	0.05	0.4	C51	
Vagina	51	0.1	-	-	-	-	0.2	0.8	5.1	9.2	19.1	23.1	26.2	24.3	38.7	43.4	35.5	9.3	6.8	0.54	0.95	7.8	C52	
Cervix uteri	1008	-	-	-	-	-	0.1	0.9	1.9	3.6	6.1	14.8	22.6	26.6	37.3	23.2	13.2	6.6	4.7	0.38	0.69	5.3	C53	
Corpus uteri	689	-	-	-	-	-	-	-	-	0.4	0.9	1.5	3.1	3.4	4.2	3.0	1.8	0.8	0.6	0.05	0.08	0.6	C54	
Uterus unspecified	82	-	-	-	-	-	-	-	-	0.3	0.3	0.3	0.3	0.3	0.3	0.3	0.3	0.3	0.3	0.3	0.3	0.3	C55	
Ovary	975	0.3	1.0	1.2	1.1	2.2	3.6	3.0	5.8	9.3	16.0	23.6	20.0	26.0	31.7	33.7	15.2	9.0	6.6	0.57	0.89	7.8	C56	
Other female genital organs	36	0	-	-	-	-	-	-	0.3	0.1	0.9	1.2	0.7	0.6	1.9	1.3	0.6	0.3	0.2	0.02	0.03	0.3	C57	
Placenta	12	0	-	-	-	-	-	-	0.5	0.3	0.1	0.2	-	-	0.3	-	-	0.1	0.1	0.01	0.01	0.1	C58	
Kidney	113	0	1.6	0.3	-	-	0.2	0.4	0.1	0.8	0.8	1.4	2.4	3.6	3.6	5.1	2.3	1.0	0.8	0.06	0.10	1.0	C64	
Renal pelvis	1	-	-	-	-	-	-	-	-	-	-	-	-	-	-	-	-	0.0	0.0	0.00	0.00	0.0	C65	
Ureter	7	-	-	-	-	-	-	-	-	-	0.1	0.2	0.2	0.2	0.3	0.4	-	0.1	0.0	0.00	0.01	0.1	C66	
Bladder	110	0	-	-	-	-	-	-	0.2	0.3	0.4	0.9	1.5	1.9	3.0	6.4	4.7	7.0	0.7	0.04	0.12	0.9	C67	
Other urinary organs	6	0.1	-	-	-	-	-	-	-	-	0.3	0.2	-	-	0.3	-	-	0.1	0.0	0.00	0.00	0.1	C68	
Eye	37	2.7	0.7	-	-	-	-	-	0.1	-	0.1	0.1	0.2	0.2	0.2	-	-	0.3	0.3	0.02	0.02	0.4	C69	
Brain, nervous system	204	0.7	2.0	0.6	1.3	0.5	0.6	1.5	2.8	2.8	2.2	3.5	4.1	3.6	3.3	5.5	7.5	1.9	1.4	0.12	0.17	1.7	C70-72	
Thyroid	1959	0.1	0.1	0.5	6.1	15.1	16.0	26.6	40.3	39.1	29.4	32.4	25.3	21.3	22.2	17.3	10.8	18.1	13.2	1.26	1.46	16.0	C73	
Adrenal gland	14	0.6	0.2	-	-	-	-	-	-	-	0.3	-	-	0.5	0.4	-	-	0.1	0.1	0.01	0.01	0.1	C74	
Other endocrine	8	-	-	-	-	-	-	-	-	0.1	0.1	-	-	-	0.3	0.4	-	0.1	0.1	0.00	0.01	0.1	C75	
Hodgkin disease	70	-	-	-	-	-	0.1	1.3	1.2	1.2	0.6	0.7	0.1	0.3	0.9	0.7	1.8	0.6	0.5	0.04	0.05	0.6	C81	
Non-Hodgkin lymphoma	346	1.1	0.7	0.8	1.1	1.4	1.8	1.4	2.0	3.9	2.5	5.5	3.8	8.9	10.6	15.2	11.1	3.2	2.3	0.17	0.30	2.8	C82-85,C96	
Immunoproliferative diseases	5	-	-	-	-	-	-	-	-	-	-	-	-	-	-	-	-	0.0	0.0	0.00	0.00	0.0	C88	
Multiple myeloma	180	1	-	-	-	-	-	-	0.5	0.4	0.9	1.7	3.1	8.5	10.8	11.4	8.2	1.7	1.2	0.08	0.19	1.4	C90	
Lymphoid leukaemia	114	0	1.5	1.1	1.4	0.2	0.6	0.6	0.3	0.6	1.0	0.3	0.9	1.0	1.4	3.4	2.0	1.1	0.8	0.06	0.08	1.1	C91	
Myeloid leukaemia	278	1.0	0.6	1.0	0.7	1.6	2.4	2.1	2.3	2.5	2.9	4.7	4.1	6.5	4.7	9.3	5.0	2.6	1.9	0.16	0.23	2.3	C92-94	
Leukaemia unspecified	11	0	0.1	0.1	0.1	-	-	-	-	-	-	-	-	0.4	-	1.3	0.3	0.1	0.1	0.00	0.01	0.1	C95	
Myeloproliferative disorders	5	0	-	-	-	-	-	-	-	-	-	-	-	-	-	-	-	0.0	0.0	0.00	0.01	0.0	MFD	
Myelodysplastic syndromes	25	0	-	-	-	-	-	-	-	-	-	-	-	-	-	-	-	0.2	0.2	0.01	0.03	0.2	MDS	
Other and unspecified	647	3	1.1	0.2	0.1	0.4	0.5	0.8	2.1	2.0	4.6	5.7	12.0	14.8	20.5	27.3	24.6	6.0	4.4	0.33	0.59	5.0	O&U	
All sites	15046	29	13.9	8.7	8.4	16.7	26.8	34.5	59.6	109.4	149.1	202.6	279.2	323.6	390.0	502.5	586.0	139.1	136.8	100.0	8.03	13.35	116.9	ALL
All sites but C44	14799	29	13.9	8.6	8.4	16.4	26.5	34.1	58.9	108.0	148.4	200.5	275.4	319.1	384.5	490.5	570.8	136.8	100.0	8.03	13.35	116.9	ALLbC44	

Reference population: World Standard Population

Table built Sun Jan 24 07:16:52 IST 2021 by CamReg5.

Table 10: Lip, tongue and mouth cancer incidence data in Sri Lanka, 2015

Group	Number	%	ASR	Cum. Rate
Male	2,201	15.8	20.0	2.49
Female	623	4.1	7.7	0.59

ASR - Age Standardized Incidence Rate per 100,000 world population

Cum.Rate-Cumulative Rate (0-74 years) per 100 population

ICD 10 code and site	Male	Female
C00.0 External upper lip	8	3
C00.1 External lower lip	28	16
C00.3 Mucosa of upper lip	1	0
C00.4 Mucosa of lower lip	4	4
C00.5 Mucosa of lip, NOS	1	0
C00.6 Commissure of lip	28	4
C00.9 Lip, NOS	18	15
C01.9 Base of tongue, NOS	219	32
C02.0 Dorsal surface of tongue	15	5
C02.1 Border of tongue	128	29
C02.2 Ventral surface of tongue	15	2
C02.3 Anterior 2/3 of tongue,	7	1
C02.8 Overl. lesion of tongue	3	0
C02.9 Tongue, NOS	356	80
C03.0 Upper gum	21	15
C03.1 Lower gum	88	27
C03.9 Gum, NOS	59	14
C04.0 Anterior floor of mouth	5	0
C04.9 Floor of mouth, NOS	117	13
C05.0 Hard palate	16	11
C05.1 Soft palate, NOS	134	14
C05.2 Uvula	25	1
C05.8 Overl. lesion of palate	4	2
C05.9 Palate, NOS	70	29
C06.0 Cheek mucosa	537	211
C06.1 Vestibule of mouth	21	8
C06.2 Retromolar area	95	19
C06.8 Overlapping lesion of other/unspecified parts of mouth	19	10
C06.9 Mouth, NOS	159	58
Total	2201	623

ICD O Code and histology		Male	Female
8000	Neoplasm, malignant	87	27
8010	Carcinoma, NOS	101	43
8032	Spindle cell carcinoma, NOS	1	1
8033	Pseudo sarcomatous carcinoma	1	0
8050	Papillary carcinoma, NOS	2	0
8051	Verrucous carcinoma, NOS	47	10
8070	Squamous cell carcinoma, NOS	1859	488
8071	Squamous cell carcinoma, keratanizing	37	11
8072	Squamous cell carcinoma, large	2	0
8074	Squamous cell carcinoma, spindle	3	1
8076	Squamous cell carcinoma, micro	3	1
8082	Lymphoepithelial carcinoma	1	0
8083	Basaloid squamous cell carcinoma	7	3
8140	Adenocarcinoma, NOS	11	3
8147	Basal cell adenocarcinoma	0	1
8200	Adenoid cystic carcinoma	12	18
8246	Neuroendocrine carcinoma, NOS	1	0
8310	Clear cell adenocarcinoma, NOS	1	0
8430	Mucoepidermoid carcinoma	15	10
8525	Polymorphous low grade adenoca	1	0
8550	Acinar cell carcinoma	0	1
8560	Adenosquamous carcinoma	2	0
8562	Epithelial-myoepithelial carcinoma	1	0
8570	Adenocarcinoma with squamous m	0	1
8700	Pheochromocytoma, malignant	1	0
8720	Malignant melanoma, NOS (except juvenile melanoma)	0	2
8806	Desmoplastic small round cell	0	1
8940	Mixed tumor, malignant, NOS	1	0
8941	Carcinoma in pleomorphic adenoma	1	0
8982	Malignant myoepithelioma	0	1
9040	Synovial sarcoma, NOS	1	0
9251	Malignant giant cell tumor of	1	0
9580	Granular cell tumor, malignant	1	0
Total		2201	623

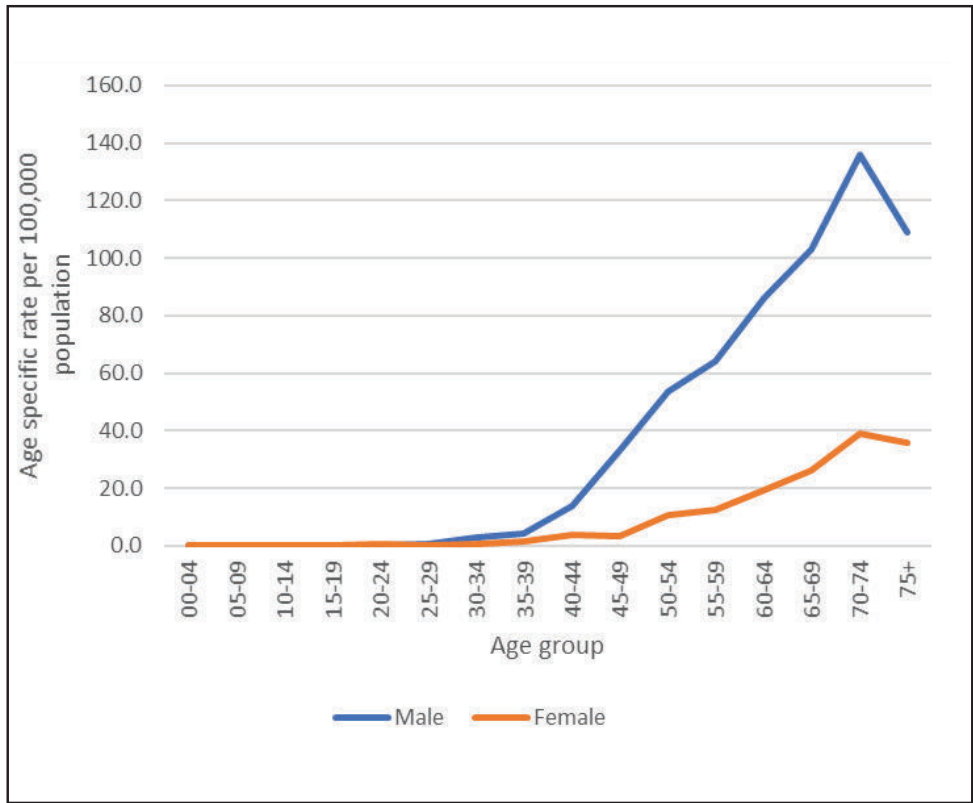


Figure 21: Age specific rates of Lip, tongue and mouth cancers in Sri Lanka in year 2015

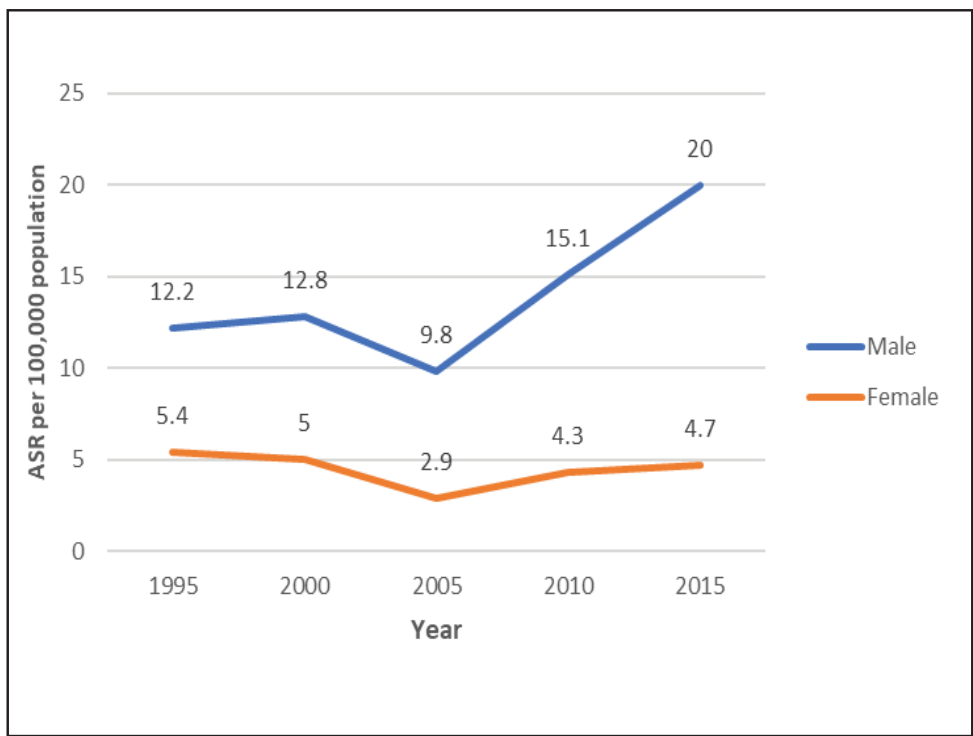


Figure 22: Age standardized incidence rates of Lip, tongue and mouth cancers in Sri Lanka, 1985 – 2015

Table 11: Pharyngeal cancer incidence data in Sri Lanka, 2015

Group	Number	%	ASR	Cum. Rate
Male	849	6.1	7.7	0.98
Female	147	1	1.1	0.13

ASR - Age Standardized Incidence Rate per 100,000 world population

Cum.Rate- Cumulative Rate (0-74 years) per 100 population

ICD 10 code and site	Male	Female
C09.0 Tonsillar fossa	12	1
C09.1 Tonsillar pillar	7	4
C09.9 Tonsil, NOS	235	25
C10.0 Vallecula	97	9
C10.1 Anterior surface of epiglottis	1	0
C10.4 Branchial cleft	1	0
C10.9 Oropharynx, NOS	30	2
C11.1 Posterior wall of nasoph	1	2
C11.9 Nasopharynx, NOS	32	7
C12.9 Pyriform sinus	245	41
C13.0 Postcricoid region	33	33
C13.1 Aryepiglottic fold	43	2
C13.9 Laryngopharynx, Hypopharynx NOS	13	1
C14.0 Pharynx, NOS	88	19
C14.8 Overlapping lesion of lip, oral cavity,pharynx	11	1
Total	849	147

ICD O code and histology	Male	Female
8000 Neoplasm, malignant	57	6
8003 Malignant tumor, giant cell type	1	0
8010 Carcinoma, NOS	25	2
8070 Squamous cell carcinoma, NOS	718	126
8071 Squamous cell carcinoma, keratanizing	32	3
8072 Squamous cell carcinoma, large	6	3
8076 Squamous cell carcinoma, microinvasive	1	0
8082 Lymphoepithelial carcinoma	0	1
8083 Basaloid squamous cell carcino	1	0
8140 Adenocarcinoma, NOS	4	3
8200 Adenoid cystic carcinoma	2	0
8430 Mucoepidermoid carcinoma	0	1
8500 Infiltrating duct carcinoma, NOS	0	1
8560 Adenosquamous carcinoma	0	1
8900 Rhabdomyosarcoma, NOS	1	0
9540 Malignant peripheral nerve sheath tumor	1	0
Total	849	147

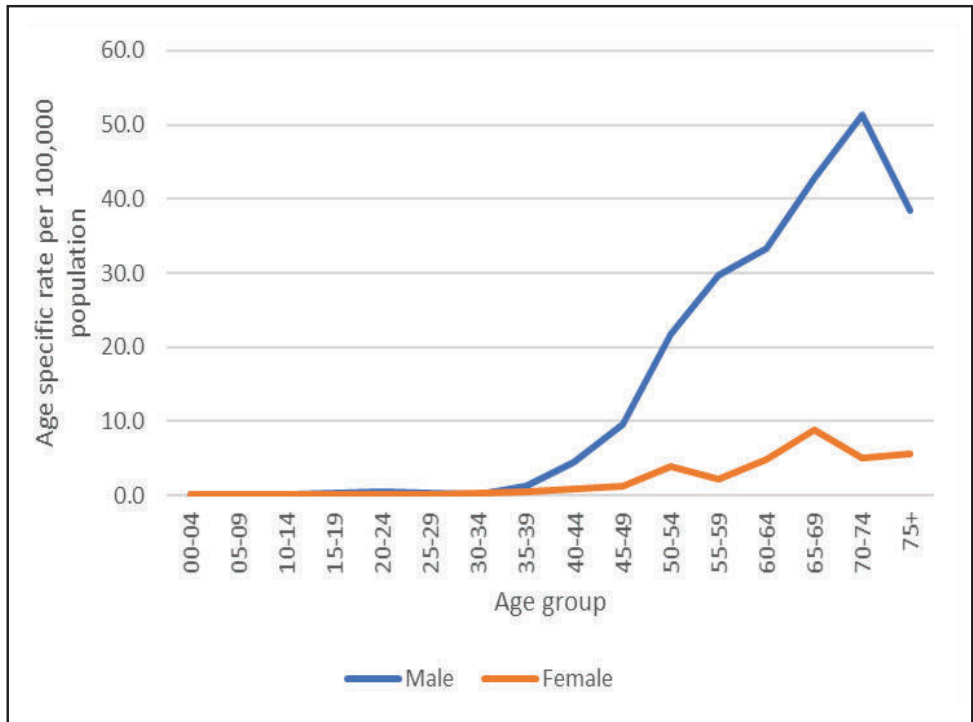


Figure 23: Age specific incidence rates of Pharyngeal cancers in Sri Lanka in year 2015

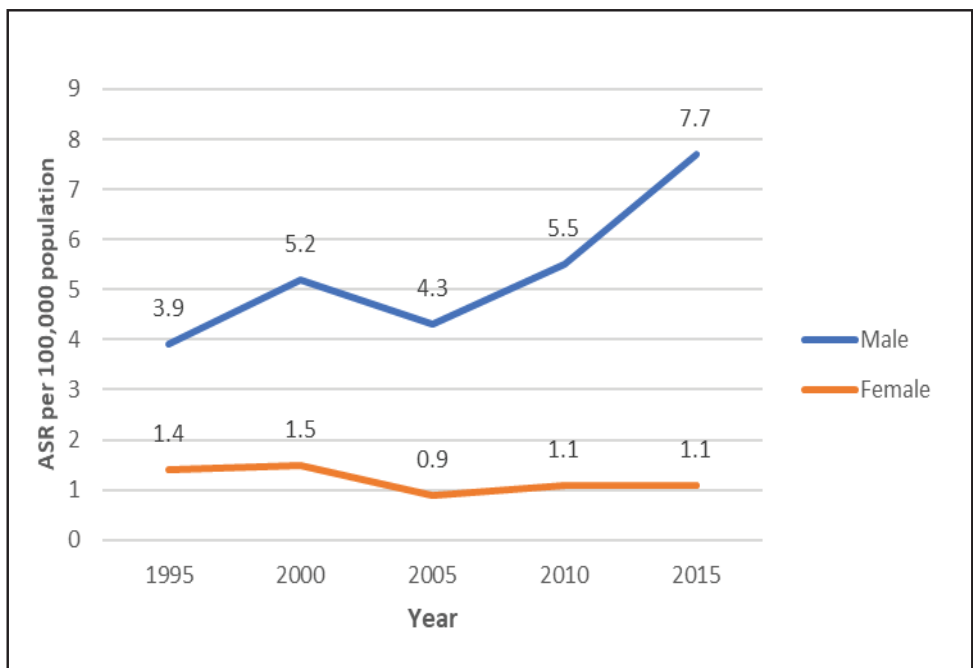


Figure 24: Age standardized incidence rates of Pharyngeal cancers in Sri Lanka, 1985 – 2015

Table 12: Oesophageal cancer incidence data in Sri Lanka, 2015

Group	Number	%	ASR	Cum. Rate
Male	1032	7.6	9.4	1.2
Female	860	5.8	6.4	0.85

ASR - Age Standardized Incidence Rate per 100,000 world population

Cum.Rate -Cumulative Rate (0-74 years) per 100 population

ICD 10 code and site	Male	Female
C15.0 Cervical oesophagus	4	3
C15.3 Upper third of oesophagus	46	26
C15.4 Middle third of oesophagus	137	152
C15.5 Lower third of oesophagus	156	121
C15.8 Overlapping lesion of oesophagus	17	23
C15.9 Oesophagus, NOS	672	535
Total	1032	860

ICD O Code and histology	Male	Female
8000 Neoplasm, malignant	56	47
8001 Tumor cells, malignant	0	1
8004 Malignant tumor, spindle cell	1	0
8010 Carcinoma, NOS	34	19
8032 Spindle cell carcinoma, NOS	2	1
8033 Pseudosarcomatous carcinoma	1	0
8041 Small cell carcinoma, NOS	1	0
8070 Squamous cell carcinoma, NOS	715	712
8072 Squamous cell carcinoma, large	4	1
8083 Basaloid squamous cell carcinoma	5	0
8140 Adenocarcinoma, NOS	176	49
8246 Neuroendocrine carcinoma, NOS	2	0
8480 Mucinous adenocarcinoma	2	1
8481 Mucin-producing adenocarcinoma	1	0
8490 Signet ring cell carcinoma	4	4
8560 Adenosquamous carcinoma	4	0
8850 Liposarcoma, NOS	0	1
8971 Squamous cell carcinoma, keratanizing	23	23
8980 Carcinosarcoma, NOS	0	1
9120 Hemangiosarcoma	1	0
Total	1032	860

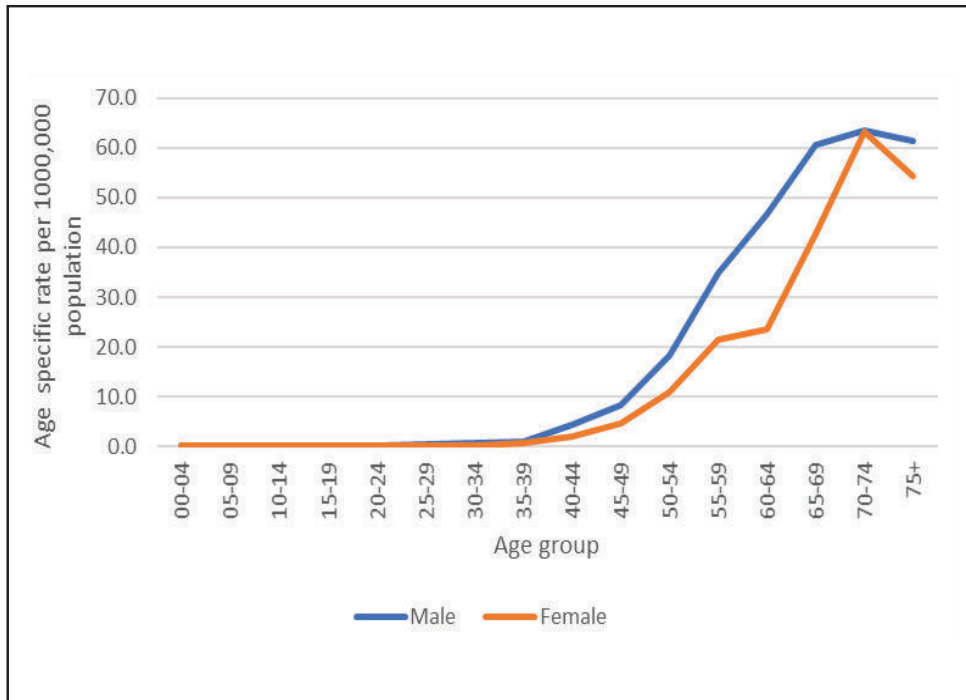


Figure 25: Age specific incidence rates of Oesophageal cancers in Sri Lanka in year 2015

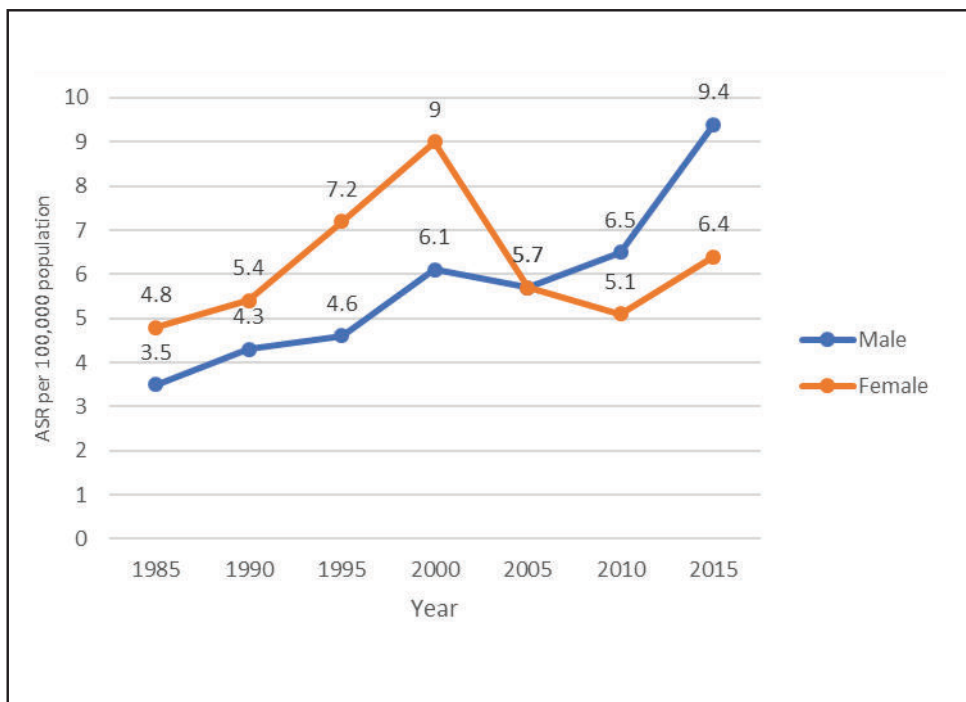


Figure 26: Age standardized incidence rates of Oesophageal cancers in Sri Lanka, 1985 – 2015

Table 13: Stomach cancer incidence data in Sri Lanka, 2015

Group	Number	%	ASR	Cum. Rate
Male	413	3.6	4.4	0.57
Female	208	1.4	1.6	0.21

ASR - Age Standardized Incidence Rate per 100,000 world population

Cum.Rate -Cumulative Rate (0-74 years) per 100 population

ICD 10 code and site	Male	Female
C16.0 Cardia, NOS	160	55
C16.1 Fundus of stomach	8	0
C16.2 Body of stomach	3	1
C16.3 Gastric antrum	9	5
C16.4 Pylorus	42	25
C16.5 Lesser curvature of stomach	6	3
C16.6 Greater curvature of stomach	6	2
C16.8 Overl. lesion of stomach	4	2
C16.9 Stomach, NOS	245	115
Total	483	208

ICD O code and histology	Male	Female
8000 Neoplasm, malignant	37	14
8004 Malignant tumor, spindle cell	1	1
8010 Carcinoma, NOS	35	8
8041 Small cell carcinoma, NOS	0	1
8070 Squamous cell carcinoma, NOS	34	34
8071 Squamous cell carcinoma, keratanizing	0	1
8072 Squamous cell carcinoma, large	1	0
8083 Basaloid squamous cell carcinoma	1	0
8140 Adenocarcinoma, NOS	309	107
8144 Adenocarcinoma, intestinal type	10	1
8211 Tubular adenocarcinoma	1	0
8240 Carcinoid tumor, NOS	0	1
8246 Neuroendocrine carcinoma, NOS	2	4
8260 Papillary adenocarcinoma, NOS	1	0
8480 Mucinous adenocarcinoma	6	1
8490 Signet ring cell carcinoma	26	16
8560 Adenosquamous carcinoma	2	1
8720 Malignant melanoma, NOS	1	0
8936 Gastrointestinal stromal sarcoma	16	18
Total	483	208

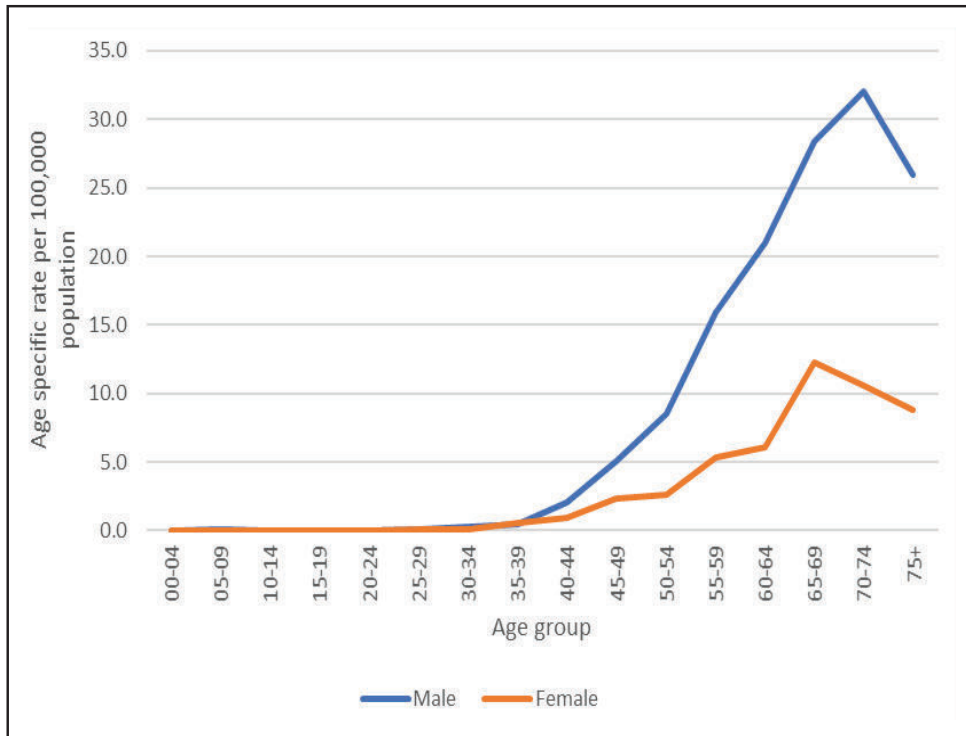


Figure 27: Age specific incidence rates of Stomach cancers in Sri Lanka in year 2015

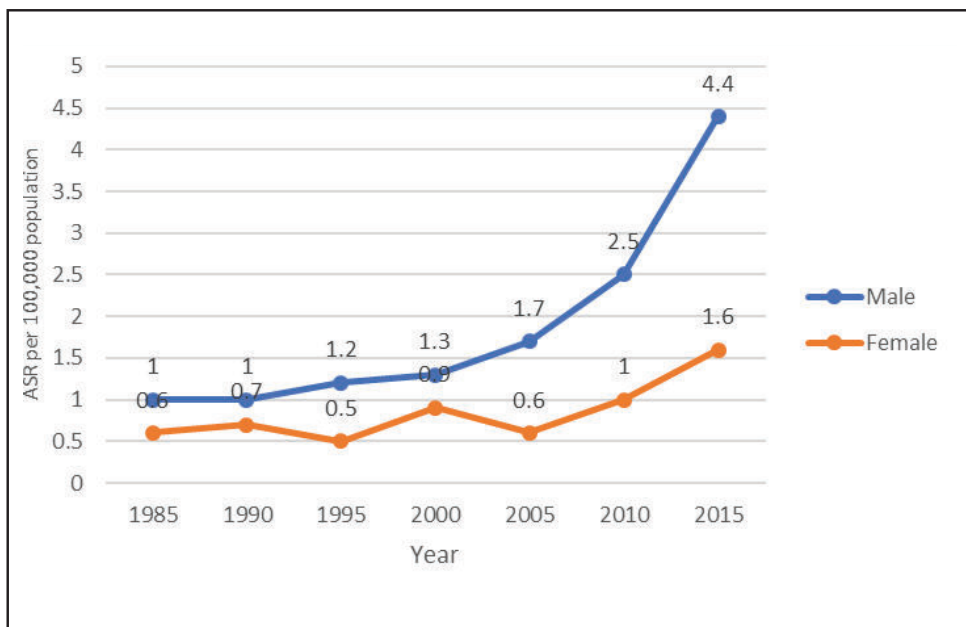


Figure 28: Age standardized incidence rates of Stomach cancers in Sri Lanka, 1985 – 2015

Table 19: Colon and rectal cancer incidence data in Sri Lanka, 2015

Group	Number	%	ASR	Cum.Rate
Male	1063	7.6	9.7	1.22
Female	1128	7.5	8.6	1.06

ASR - Age Standardized Incidence Rate per 100,000 world population
Cum.Rate-Cumulative Rate (0-74 years) per 100 population

ICD 10 code & site	Male	Female
C18.0 Cecum	45	43
C18.1 Appendix	11	29
C18.2 Ascending colon	32	46
C18.3 Hepatic flexure of colon	6	11
C18.4 Transverse colon	23	25
C18.5 Splenic flexure of colon	3	6
C18.6 Descending colon	9	22
C18.7 Sigmoid colon	152	190
C18.8 Overl. lesion of colon	4	10
C18.9 Colon, NOS	198	174
C19.9 Rectosigmoid junction	97	113
C20.9 Rectum, NOS	483	459
Total	1063	1128

ICD O code and histology	Male	Female
8000 Neoplasm, malignant	58	60
8010 Carcinoma, NOS	24	24
8032 Spindle cell carcinoma, NOS	0	2
8041 Small cell carcinoma, NOS	1	0
8070 Squamous cell carcinoma, NOS	15	16
8071 Squamous cell carcinoma, keratanizing	1	0
8140 Adenocarcinoma, NOS	878	938
8211 Tubular adenocarcinoma	0	2
8240 Carcinoid tumor, NOS	1	5
8246 Adenocarcinoma with neuroendocrine	0	1
8246 Neuroendocrine carcinoma, NOS	8	9
8249 Atypical carcinoid tumor	0	1
8260 Papillary adenocarcinoma, NOS	2	1
8261 Adenocarcinoma in villous adenoma	1	1
8262 Villous adenocarcinoma	1	0
8263 Adenocarcinoma in tubulovillous adenoma	1	3
8480 Mucinous adenocarcinoma	53	50
8481 Mucin-producing adenocarcinoma	0	2
8490 Signet ring cell carcinoma	12	6
8720 Malignant melanoma, NOS (excep juvenile melanoma)	2	1
8800 Sarcoma, NOS	1	0
8850 Liposarcoma, NOS	1	0
8935 Stromal sarcoma, NOS	0	1
8936 Gastrointestinal stromal sarcoma	2	5
9370 Chordoma, NOS	1	0
Total	1063	1128

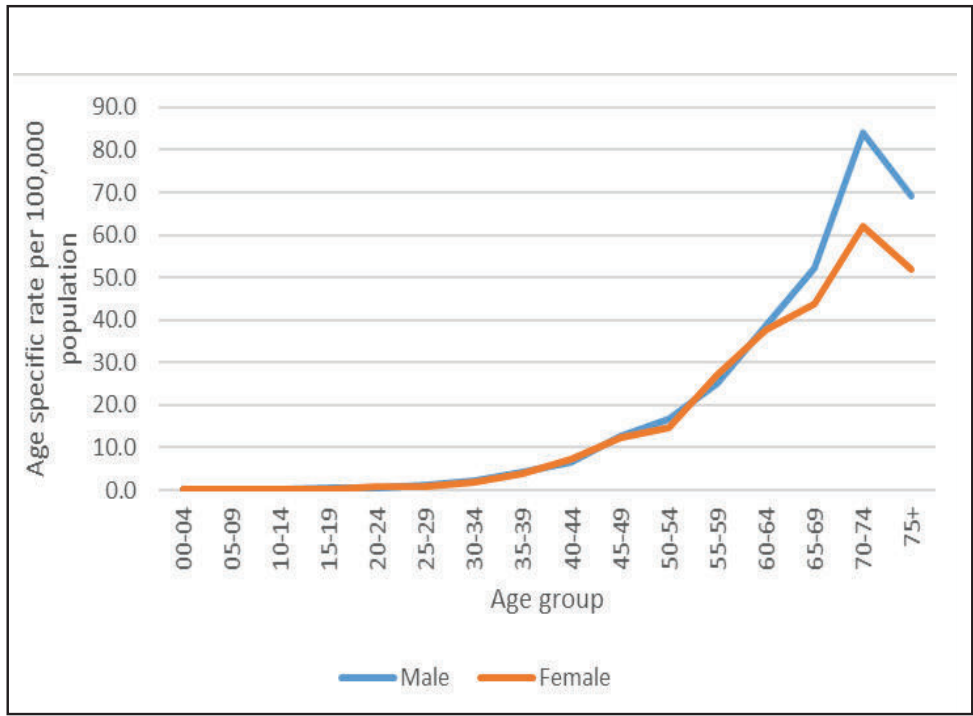


Figure 29: Age specific incidence rates of Colonic & Rectal cancers in Sri Lanka in year 2015

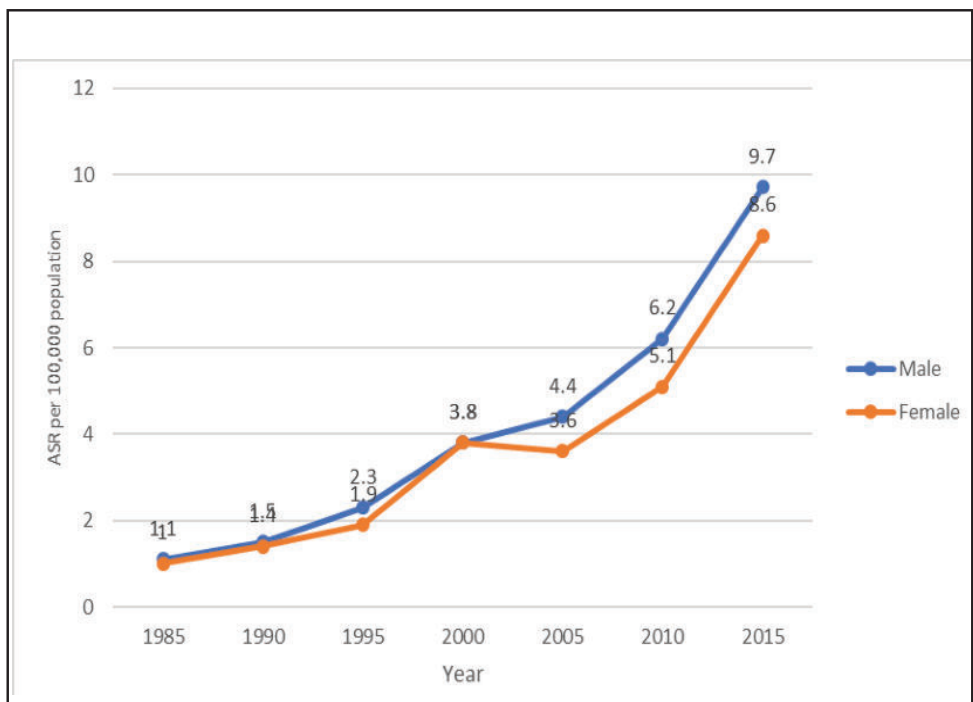


Figure 30: Age standardized incidence rates of Colonic & Rectal cancers in Sri Lanka, 1985 – 2015

Table 15: Laryngeal cancer incidence data in Sri Lanka, 2015

Group	Number	%	ASR	Cum. Rate
Male	636	4.7	5.8	0.78
Female	69	0.5	0.5	0.07

ASR -Age Standardized Incidence Rate per 100,000 world population
Cum.Rate-Cumulative Rate (0-74 years) per 100 population

ICD 10 code and site	Male	Female
C32.0 Glottis	358	27
C32.1 Supraglottis	165	28
C32.2 Subglottis	4	1
C32.3 Laryngeal cartilage	33	4
C32.8 Overl. lesion of larynx	1	0
C32.9 Larynx, NOS	75	9
Total	636	69

ICD O code and histology	Male	Female
8000 Neoplasm, malignant	24	1
8010 Carcinoma, NOS	5	1
8032 Spindle cell carcinoma, NOS	2	1
8050 Papillary carcinoma, NOS	1	0
8070 Squamous cell carcinoma, NOS	570	60
8071 Squamous cell carcinoma, keratinizing	22	4
8072 Squamous cell carcinoma, large	1	0
8074 Squamous cell carcinoma, spindle cell	4	0
8076 Squamous cell carcinoma, microinvasive	1	1
8083 Basaloid squamous cell carcinoma	1	1
8140 Adenocarcinoma, NOS	3	0
8200 Adenoid cystic carcinoma	1	0
9040 Synovial sarcoma, NOS	1	0
Total	636	69

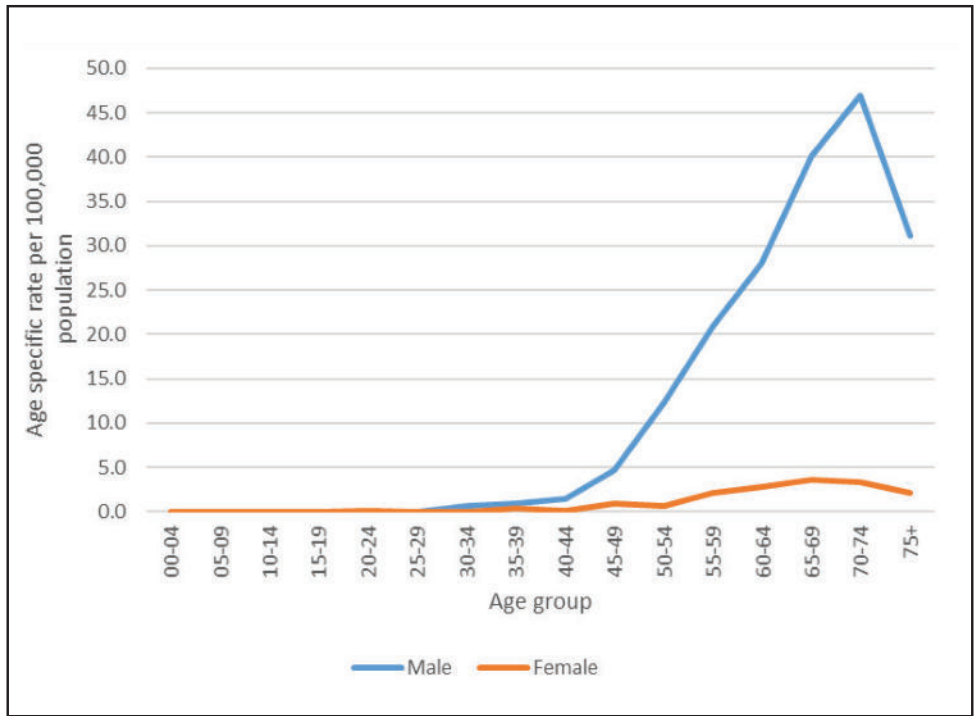


Figure 31: Age specific incidence rates of Laryngeal cancers in Sri Lanka in year 2015

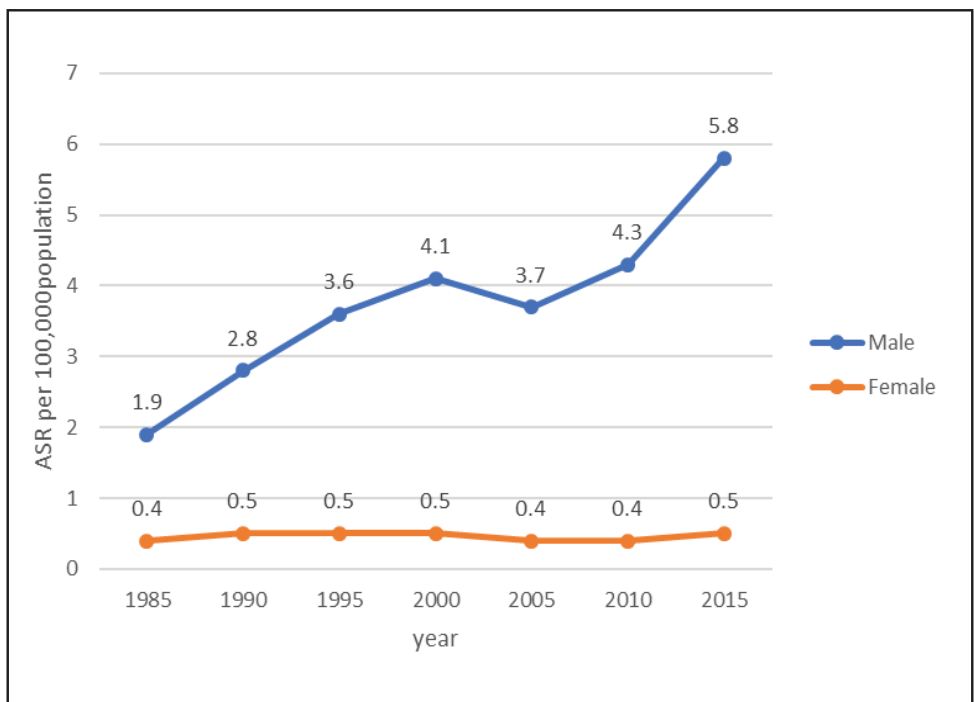


Figure 32: Age standardized incidence rates of Laryngeal cancers in Sri Lanka, 1985 – 2015

Table 16: Trachea, bronchus and lung cancer incidence data in Sri Lanka, 2015

Group	Number	%	ASR	Cum.Rate
Male	1160	8.5	10.8	1.53
Female	352	2.4	2.7	0.33

ASR - Age Standardized Incidence Rate per 100,000 world population

Cum.Rate-Cumulative Rate (0-74 years) per 100 population

ICD 10 code and site	Male	Female
C33.9 Trachea	6	4
C34.0 Main bronchus	21	2
C34.1 Upper lobe, lung	174	41
C34.2 Middle lobe, lung	24	4
C34.3 Lower lobe, lung	68	29
C34.8 Overl. lesion of lung	2	2
C34.9 Lung, NOS	865	270
Total	1160	352

ICD O code and histology	Male	Female
8550 Acinar cell carcinoma	1	0
8140 Adenocarcinoma, NOS	277	128
8200 Adenoid cystic carcinoma	2	4
8560 Adenosquamous carcinoma	4	0
8123 Basaloid carcinoma	1	0
8250 Bronchiolo-alveolar adenocarcinoma	5	1
8253 Bronchiolo-alveolar carcinoma,	1	0
8240 Carcinoid tumor, NOS	4	10
8010 Carcinoma, NOS	98	24
8310 Clear cell adenocarcinoma, NOS	1	0
8804 Epithelioid sarcoma	0	1
8012 Large cell carcinoma, NOS	5	1
8004 Malignant tumor, spindle cell	1	1
8481 Mucin-producing adenocarcinoma	2	2
8480 Mucinous adenocarcinoma	10	7
8430 Mucoepidermoid carcinoma	2	3
8000 Neoplasm, malignant	196	65
8246 Neuroendocrine carcinoma, NOS	10	1
8046 Non-small cell carcinoma	120	32
8260 Papillary adenocarcinoma, NOS	4	9
8050 Papillary carcinoma, NOS	0	1
8033 Pseudosarcomatous carcinoma	1	2
8490 Signet ring cell carcinoma	1	0
8041 Small cell carcinoma, NOS	87	9
8032 Spindle cell carcinoma, NOS	2	0
8070 Squamous cell carcinoma, keratanizing	5	1
8072 Squamous cell carcinoma, large	1	1
8070 Squamous cell carcinoma, NOS	319	49
Total	1160	352

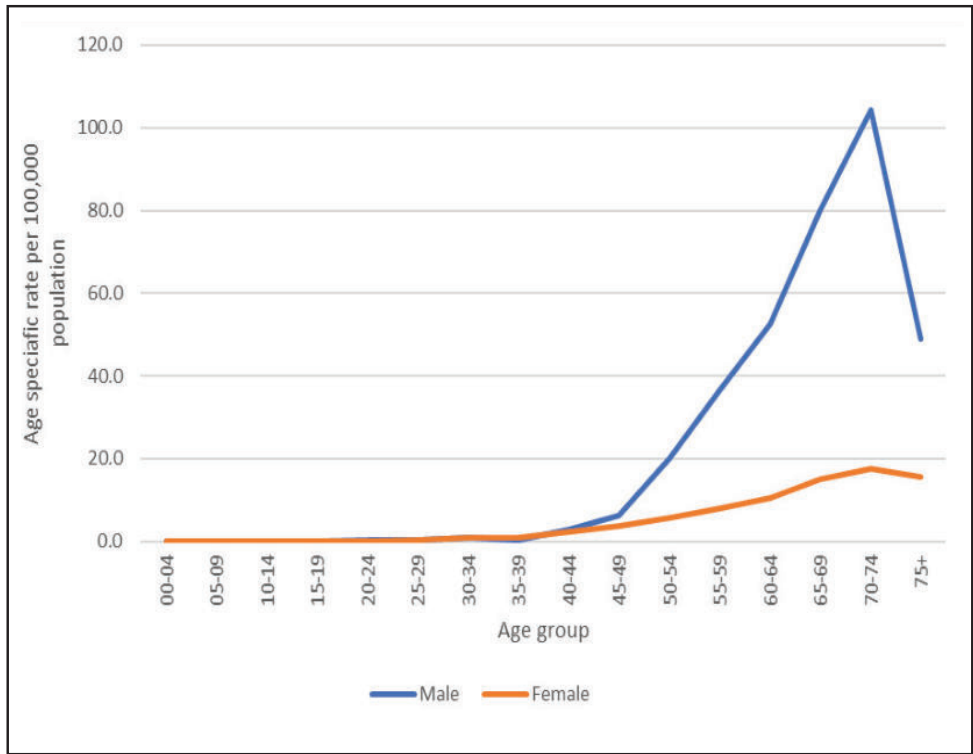


Figure 33: Age specific incidence rates of Tracheal, bronchial and lung cancers in Sri Lanka in year 2015

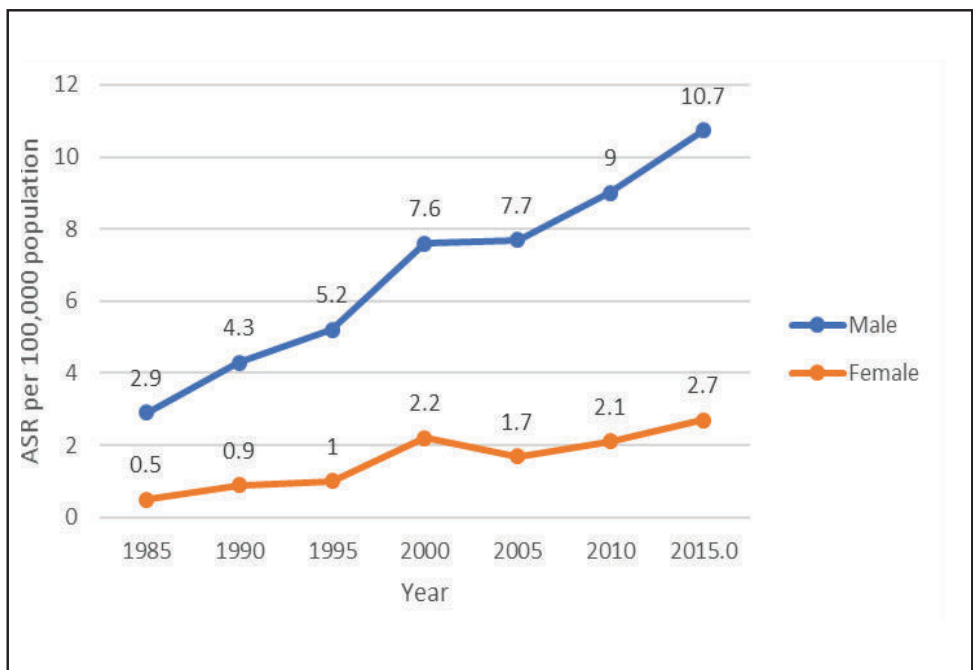


Figure 34: Age standardized incidence rates of Tracheal, bronchial and lung cancers in Sri Lanka, 1985 – 2015

Table 17: Skin cancer incidence data in Sri Lanka, 2015

Group	Number	%	ASR	Cum. Rate
Male	395	2.8	3.6	0.40
Female	294	2	2.3	0.27

ASR - Age Standardized Incidence Rate per 100,000 world population

Cum.Rate-Cumulative Rate (0-74 years) per 100 population

ICD 10 code and site	Male	Female
C43.0 Malignant melanoma of lip	1	0
C44.0 Skin of lip, NOS	5	6
C44.1 Eyelid	10	7
C44.2 External ear	11	11
C44.3 Skin of other and unspecified parts of face	53	64
C44.4 Skin of scalp and neck	33	26
C44.5 Skin of trunk	47	39
C44.6 Skin of upper limb and shoulder	26	21
C44.7 Skin of lower limb and hip	151	69
C44.8 Overlapping lesion of skin	2	1
C44.9 Skin, NOS	56	50
Total	395	294

ICD O code and histology	Male	Female
8000 Neoplasm, malignant	9	7
8001 Tumor cells, malignant	0	1
8004 Malignant tumor, spindle cell	0	1
8010 Carcinoma, NOS	2	0
8022 Pleomorphic carcinoma	0	1
8031 Giant cell carcinoma	1	0
8032 Spindle cell carcinoma, NOS	6	5
8051 Verrucous carcinoma, NOS	6	4
8070 Squamous cell carcinoma, NOS	235	108
8071 Squamous cell carcinoma, keratinizing	2	5
8075 Squamous cell carcinoma, adenoid	0	2
8083 Basaloid squamous cell carcinoma	5	1
8090 Basal cell carcinoma, NOS	37	64
8094 Basosquamous carcinoma	2	1
8097 Basal cell carcinoma, nodular	17	18
8140 Adenocarcinoma, NOS	0	2
8200 Adenoid cystic carcinoma	0	4
8390 Skin appendage carcinoma	0	2
8407 Sclerosing sweat duct carcinoma	0	1
8409 Eccrine poroma, malignant	0	1
8410 Sebaceous adenocarcinoma	5	6
8480 Mucinous adenocarcinoma	1	0
8720 Malignant melanoma, NOS (except juvenile melanoma)	55	38
8721 Nodular melanoma	1	4

ICD O code and histology		Male	Female
8730	Amelanotic melanoma	0	1
8740	Malignant melanoma in junctional nevus	1	0
8742	Lentigo maligna melanoma	2	0
8744	Acral lentiginous melanoma, malignant	1	4
8832	Dermatofibrosarcoma, NOS	8	12
Total		395	294

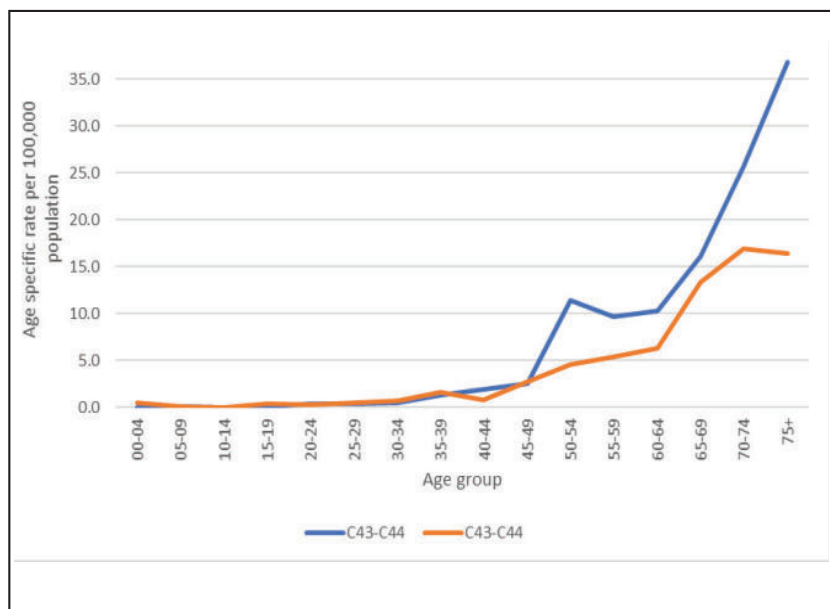


Figure 35: Age specific incidence rates of Skin cancers in Sri Lanka in year 2015

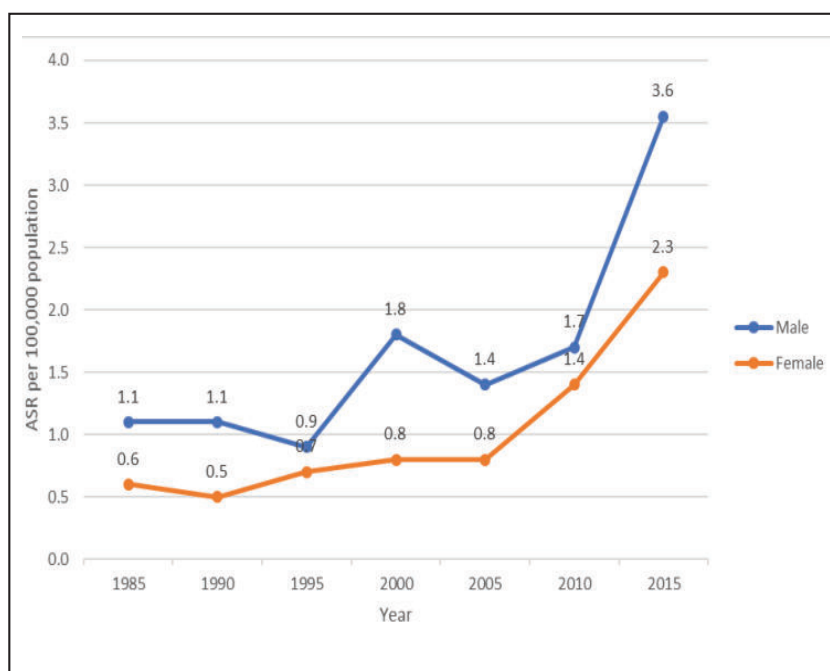


Figure 36: Age standardized incidence rates of Skin cancers in Sri Lanka, 1985 – 2015

Table 18: Breast cancer incidence data in Sri Lanka, 2015

Group	Number	%	ASR	Cum. Rate
Male	98	0.7	0.9	0.1
Female	3592	24.3	28.1	3.23

ASR - Age Standardized Incidence Rate per 100,000 world population

Cum.Rate-Cumulative Rate (0-74 years) per 100 population

ICD 10 code and site		Male	Female
C50.0	Nipple	0	22
C50.1	Central portion of breast	0	1
C50.2	Upper-inner quadrant of breast	0	66
C50.3	Lower-inner quadrant of breast	1	19
C50.4	Upper-outer quadrant of breast	6	200
C50.5	Lower-outer quadrant of breast	2	53
C50.6	Axillary tail of breast	0	5
C50.8	Overlapping lesion of breast	1	63
C50.9	Breast, NOS	88	3155
Total		98	3592

ICD O code and histology		Male	Female
8000	Neoplasm, malignant	11	468
8001	Tumor cells, malignant	0	1
8004	Malignant tumor, spindle cell	0	1
8010	Carcinoma, NOS	7	143
8022	Pleomorphic carcinoma	0	1
8032	Spindle cell carcinoma, NOS	0	2
8050	Papillary carcinoma, NOS	2	23
8070	Squamous cell carcinoma, NOS	0	3
8072	Squamous cell carcinoma, large	0	1
8140	Adenocarcinoma, NOS	2	30
8201	Cribriform carcinoma, NOS	0	3
8211	Tubular adenocarcinoma	0	3
8246	Neuroendocrine carcinoma, NOS	0	1
8260	Papillary adenocarcinoma, NOS	0	7
8290	Oxyphilic adenocarcinoma	0	1
8310	Clear cell adenocarcinoma, NOS	0	3
8401	Apocrine adenocarcinoma	0	2
8480	Mucinous adenocarcinoma	2	61
8500	Infiltrating duct carcinoma, NOS	69	2541
8501	Comedocarcinoma, NOS	0	1
8503	Intraductal papillary adenocarcinoma	0	3
8504	Intracystic carcinoma, NOS	0	4
8510	Medullary carcinoma, NOS	1	20
8513	Atypical medullary carcinoma	0	1
8520	Lobular carcinoma, NOS	2	182
8521	Infiltrating ductular carcinoma	0	23
8522	Infiltrating duct and lobular	2	19
8523	Infiltrating duct mixed with other types of carcinoma	0	11
8524	Infiltrating lobular mixed with other types of carcinoma	0	2
8530	Inflammatory carcinoma	0	1
8540	Paget disease, mammary	0	5

ICD O code and histology		Male	Female
8541	Paget disease and infiltrating	0	1
8560	Adenosquamous carcinoma	0	2
8575	Metaplastic carcinoma, NOS	0	8
8800	Sarcoma, NOS	0	1
8801	Spindle cell sarcoma	0	2
8894	Angiomyosarcoma	0	1
9020	Phyllodes tumor, malignant	0	10
Total		98	3592

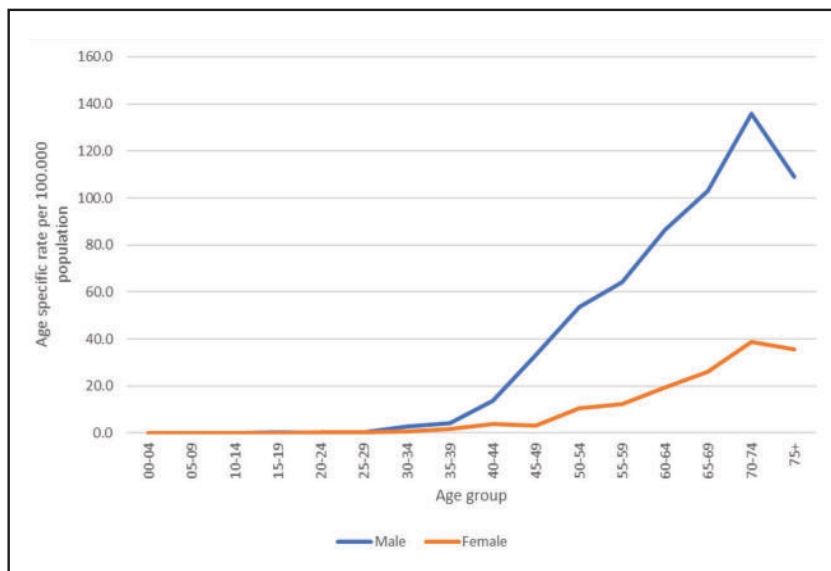


Figure 38: Age standardized incidence rates of Breast

cancers in Sri Lanka, 1985 – 2015

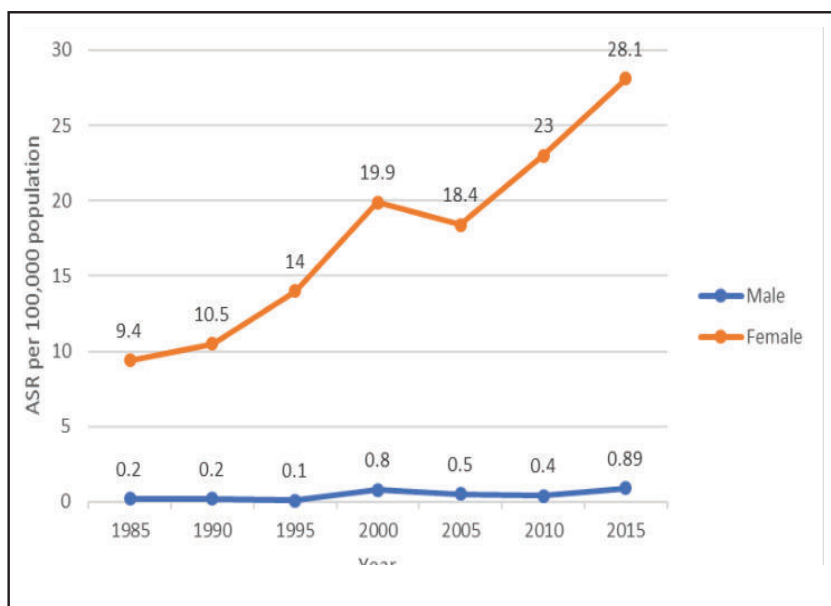


Figure 38: Age standardized incidence rates of Breast cancers i
in Sri Lanka, 1985 – 2015

Table 19: Cervix Uteri cancer incidence data in Sri Lanka, 2015

Group	Number	%	ASR	Cum. Rate
Female	1008	6.8	7.8	0.95

ASR - Age Standardized Incidence Rate per 100,000 world population

Cum.Rate-Cumulative Rate (0-74 years) per 100 population

ICD 10 code and side	No.
C53.0 Endocervix	5
C53.8 Overl. lesion of cervix	2
C53.9 Cervix uteri	1001
Total	1008

ICD O Code and histology	No.
8000 Neoplasm, malignant	78
8010 Carcinoma, NOS	19
8032 Spindle cell carcinoma, NOS	1
8041 Small cell carcinoma, NOS	4
8052 Papillary squamous cell carcinoma	1
8070 Squamous cell carcinoma, NOS	587
8071 Squamous cell carcinoma, keratanizing	93
8072 Squamous cell carcinoma, large	117
8076 Squamous cell carcinoma, microinvasive	1
8083 Basaloid squamous cell carcinoma	3
8140 Adenocarcinoma, NOS	64
8246 Neuroendocrine carcinoma, NOS	1
8260 Papillary adenocarcinoma, NOS	11
8310 Clear cell adenocarcinoma, NOS	2
8380 Endometrioid adenocarcinoma, NOS	4
8384 Adenocarcinoma, endocervical type	1
8480 Mucinous adenocarcinoma	5
8481 Mucin-producing adenocarcinoma	1
8560 Adenosquamous carcinoma	11
8890 Leiomyosarcoma, NOS	2
8980 Carcinosarcoma, NOS	2
Total	1008

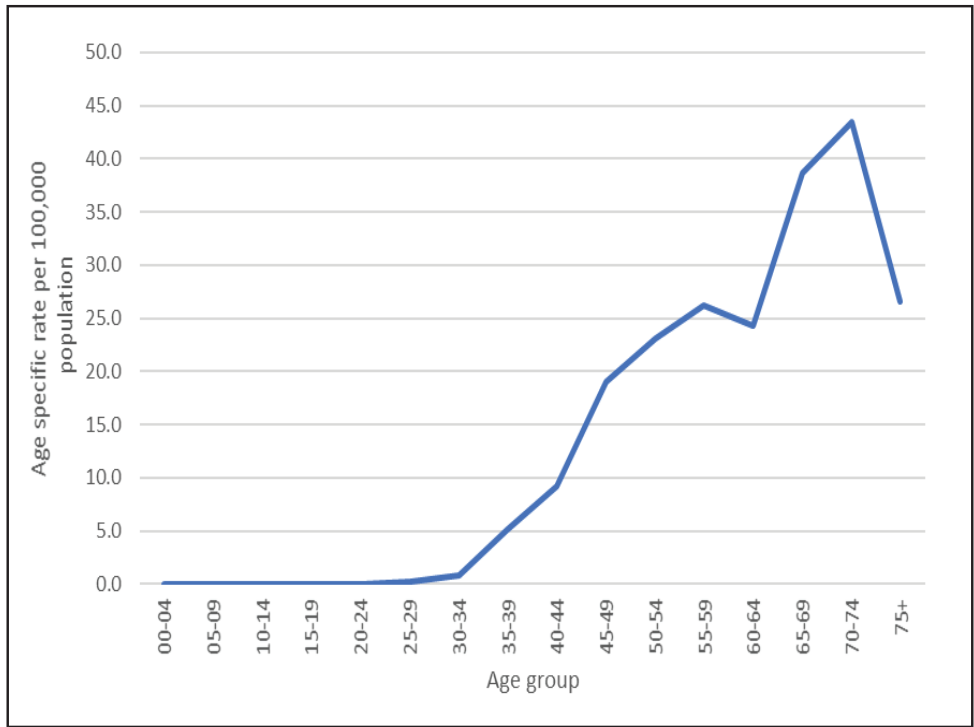


Figure 39: Age specific incidence rates of Cervical cancers in Sri Lanka in year 2015

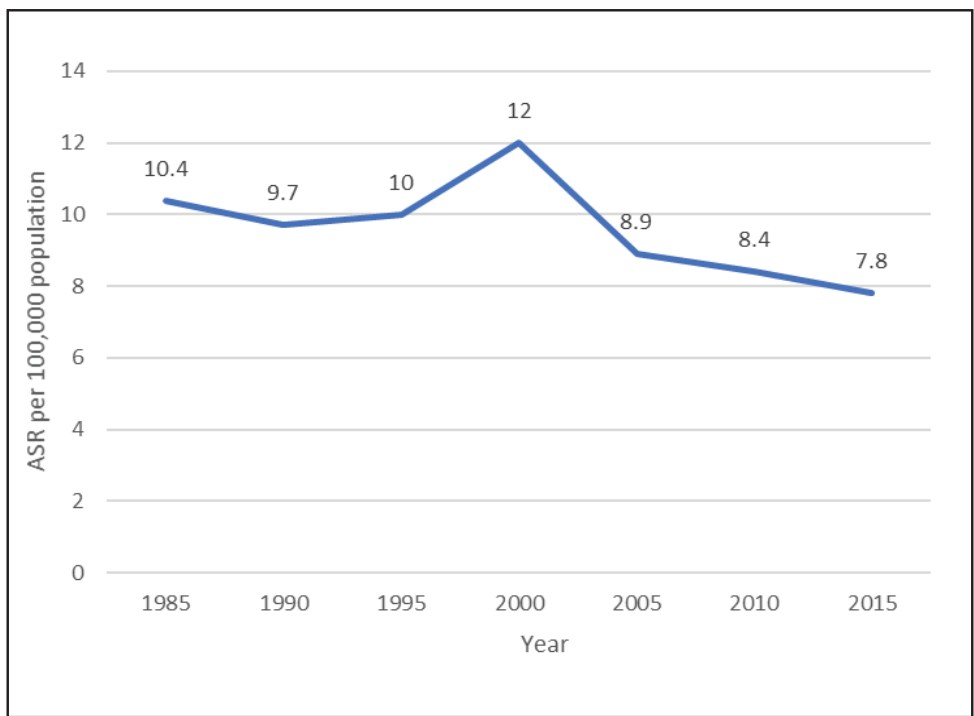


Figure 40: Age standardized incidence rates of Cervical cancers in Sri Lanka, 1985 – 2015

Table 20: Uterine cancer incidence data in Sri Lanka, 2015

Group	Number	%	ASR	Cum. Rate
Female	771	5.1	6	0.84

ASR - Age Standardized Incidence Rate per 100,000 world population

Cum.Rate-Cumulative Rate (0-74 years) per 100 population

ICD O code and site	Female
C54.1 Endometrium	657
C54.2 Myometrium	13
C54.8 Overl. lesion of corpus	1
C54.9 Corpus uteri	16
C55.9 Uterus, NOS	84
Total	771

ICD O code and histology	Female
8000 Neoplasm, malignant	48
8004 Malignant tumor, spindle cell	2
8010 Carcinoma, NOS	13
8032 Spindle cell carcinoma, NOS	1
8033 Pseudosarcomatous carcinoma	2
8070 Squamous cell carcinoma, NOS	21
8071 Squamous cell carcinoma, keratinizing NOS	2
8072 Squamous cell carcinoma, large	3
8140 Adenocarcinoma, NOS	236
8260 Papillary adenocarcinoma, NOS	21
8310 Clear cell adenocarcinoma, NOS	8
8380 Endometrioid adenocarcinoma, NOS	335
8460 Papillary serous cystadenocarcinoma	1
8480 Mucinous adenocarcinoma	2
8560 Adenosquamous carcinoma	2
8800 Sarcoma, NOS	5
8850 Liposarcoma, NOS	1
8890 Leiomyosarcoma, NOS	22
8930 Endometrial stromal sarcoma, NOS	12
8931 Endometrial stromal sarcoma, low grade	2
8935 Stromal sarcoma, NOS	1
8950 Mullerian mixed tumor	12
8980 Carcinosarcoma, NOS	15
9100 Choriocarcinoma, NOS	4
Total	771

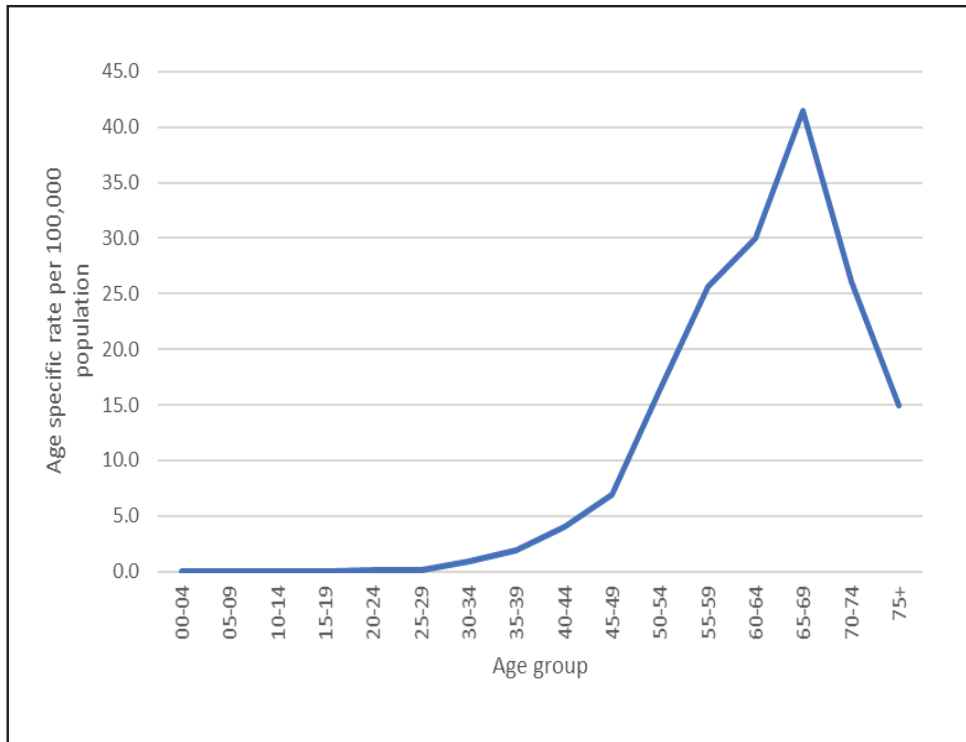


Figure 41 : Age specific incidence rates of Uterine cancers in Sri Lanka in year 2015

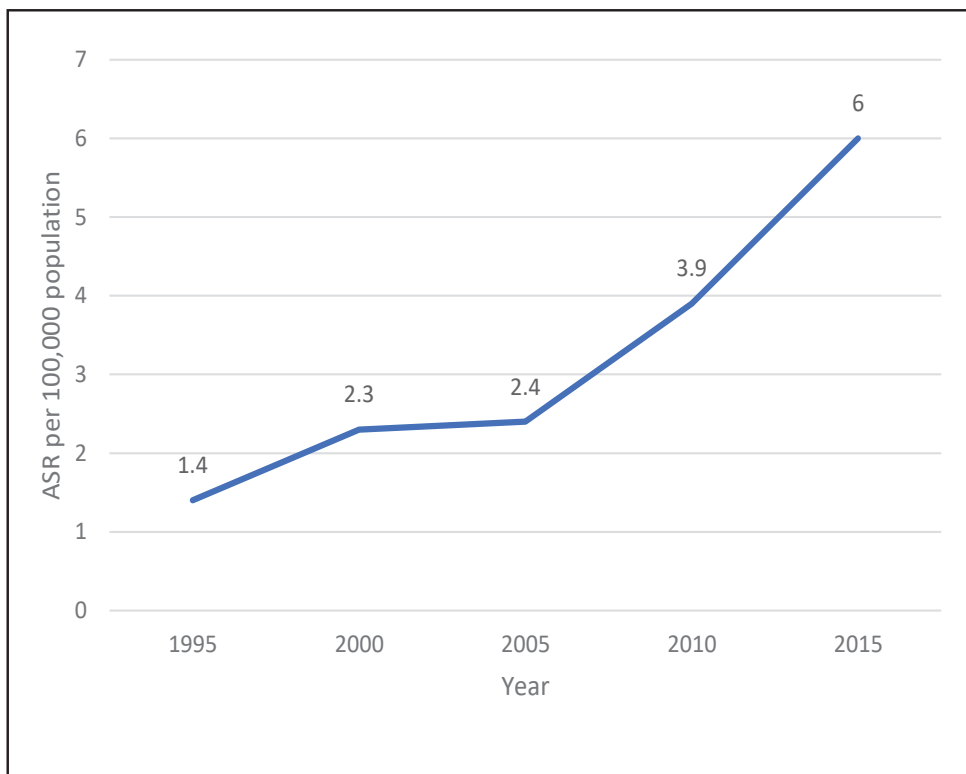


Figure 42 : Age standardized incidence rates of Uterine cancers in Sri Lanka, 1995 – 2015

Table 21: Ovary cancer incidence data in Sri Lanka, 2015

Group	Number	%	ASR	Cum. Rate
Female	975	6.6	7.8	0.89

ASR - Age Standardized Incidence Rate per 100,000 world population

Cum.Rate-Cumulative Rate (0-74 years) per 100 population

ICD 10 code and site	No.
C56.9 Ovary	975
Total	975

ICD O code and histology	No.
8000 Neoplasm, malignant	130
8010 Carcinoma, NOS	27
8050 Papillary carcinoma, NOS	1
8070 Squamous cell carcinoma, NOS	12
8120 Transitional cell carcinoma, N	1
8140 Adenocarcinoma, NOS	135
8260 Papillary adenocarcinoma, NOS	24
8310 Clear cell adenocarcinoma, NOS	33
8313 Clear cell adenocarcinofibroma	1
8380 Endometrioid adenocarcinoma, N	53
8440 Cystadenocarcinoma, NOS	7
8441 Serous cystadenocarcinoma, NOS	132
8450 Papillary cystadenocarcinoma,	4
8460 Papillary serous cystadenocarcinoma	206
8461 Serous surface papillary carcinoma	10
8470 Mucinous cystadenocarcinoma, NOS	31
8471 Papillary mucinous cystadenocarcinoma	8
8480 Mucinous adenocarcinoma	30
8490 Signet ring cell carcinoma	3
8550 Acinar cell carcinoma	1
8562 Epithelial-myoepithelial carcinoma	1
8620 Granulosa cell tumor, malignant	31
8631 Sertoli-Leydig cell tumor, poorly differentiated	3
8634 Sertoli-Leydig cell, poorly differentiated, with heterologous elements	1
8670 Steroid cell tumor, malignant	2
8800 Sarcoma, NOS	1
8810 Fibrosarcoma, NOS	2
8850 Liposarcoma, NOS	1
8950 Mullerian mixed tumor	3
8980 Carcinosarcoma, NOS	1
9000 Brenner tumor, malignant	2
9060 Dysgerminoma	25
9064 Germinoma	6
9070 Embryonal carcinoma, NOS	1
9071 Yolk sac tumor	17
9080 Teratoma, malignant, NOS	17

ICD O code and histology		No.
9084	Teratoma with malignant transformation	1
9085	Mixed germ cell tumor	7
9090	Struma ovarii, malignant	1
9100	Choriocarcinoma, NOS	2
9580	Granular cell tumor, malignant	1
Total		975

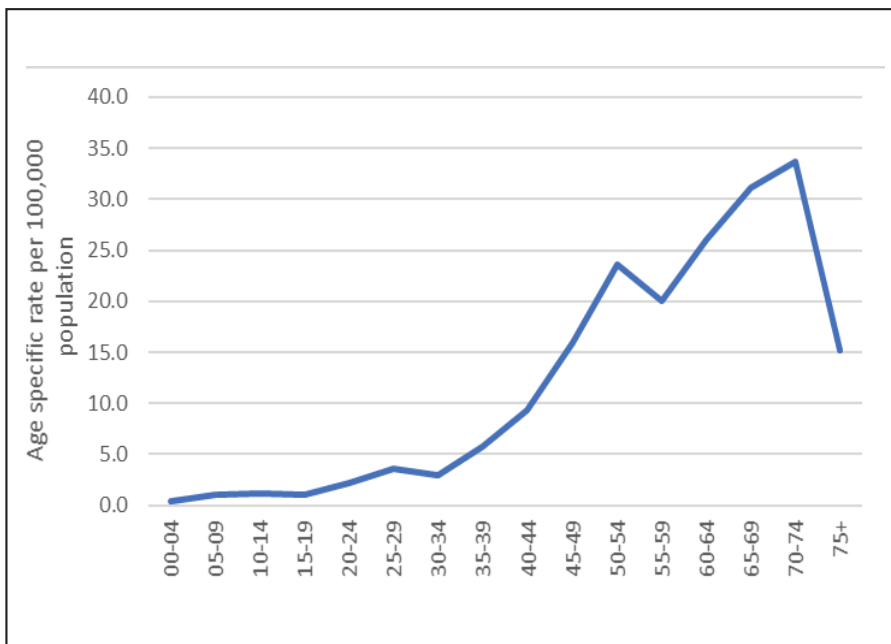


Figure 43: Age specific incidence rates of Ovarian cancers in Sri Lanka in year 2015

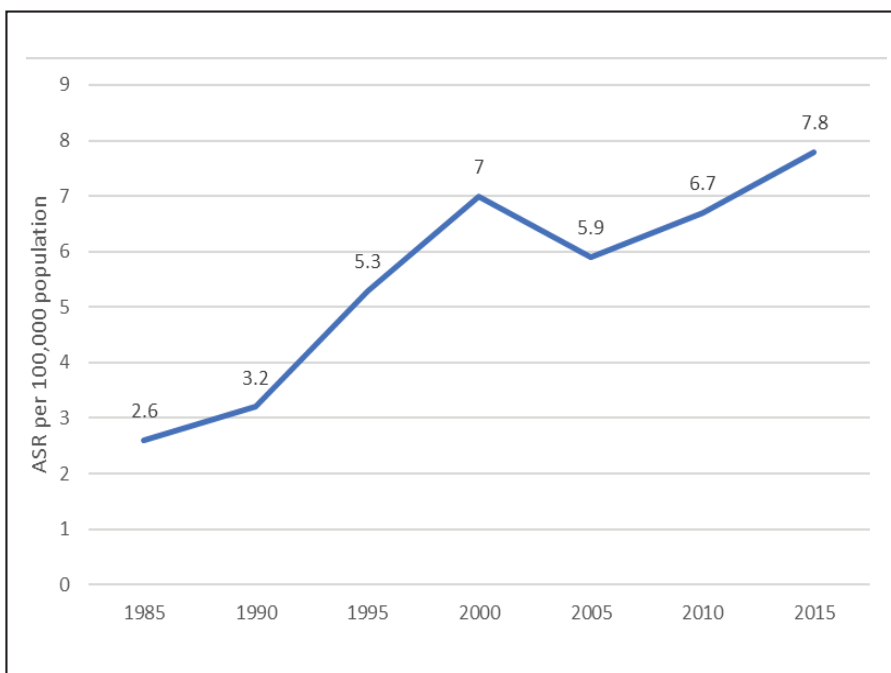


Figure 44: Age standardized incidence rates of Ovarian cancers in Sri Lanka, 1985 – 2015

Table 22: Prostate cancer incidence data in Sri Lanka, 2015

Group	Number	%	ASR	Cum. Rate
Male	904	6.7	8.6	1.09

ASR - Age Standardized Incidence Rate per 100,000 world population

ICD 10 code and histology	Male
C61.9 Prostate gland	904
Total	904

ICD O code and histology	Male
8000 Neoplasm, malignant	165
8010 Carcinoma, NOS	37
8041 Small cell carcinoma, NOS	2
8070 Squamous cell carcinoma, NOS	6
8120 Transitional cell ca	5
8140 Adenocarcinoma, NOS	382
8246 Neuroendocrine carcinoma, NOS	1
8500 Infiltrating duct carcinoma, NOS	2
8523 Infiltrating duct mixed with other types	1
8550 Acinar cell carcinoma	302
8910 Embryonal rhabdomyosarcoma, NOs	1
Total	904

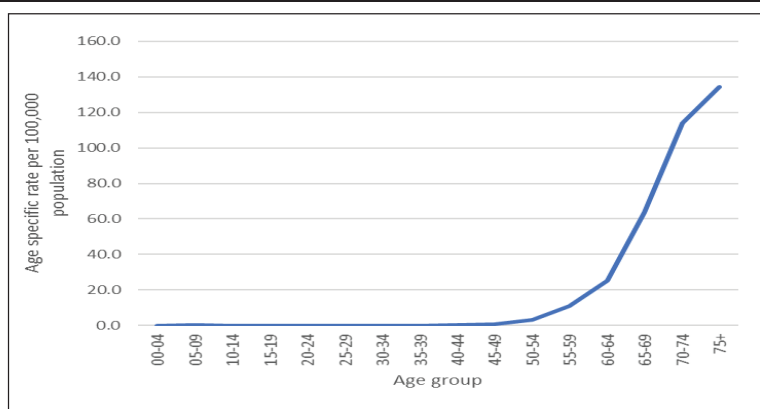
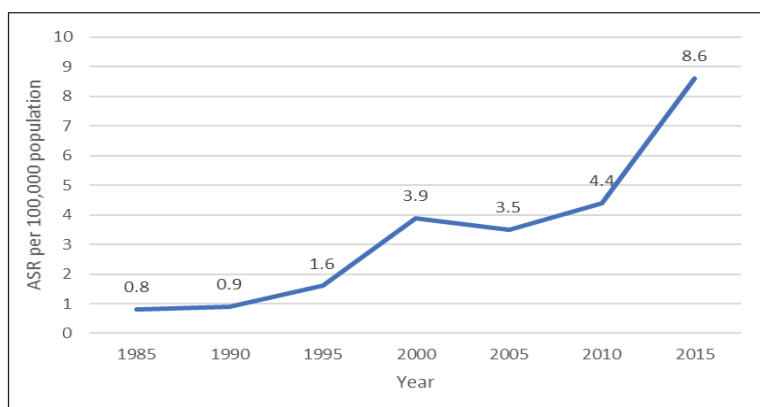
**Figure 45 : Age specific incidence rates of Prostatic cancers in Sri Lanka in year 2015****Figure 46 : Age standardized incidence rates of Prostatic cancers in Sri Lanka, 1985 - 2015**

Table 23: Urinary bladder cancer incidence data in Sri Lanka, 2015

Group	Number	%	ASR	Cum. Rate
Male	559	4.1	5.2	0.71
Female	110	0.7	0.9	0.12

ASR - Age Standardized Incidence Rate per 100,000 world population

Cum.Rate-Cumulative Rate (0-74 years) per 100 population

ICD 10 code and site	Male	Female
C67.2 Lateral wall of urinary	2	0
C67.3 Anterior wall of urinary	2	0
C67.4 Posterior wall of urinar	1	0
C67.7 Urachus	1	0
C67.9 Urinary bladder, NOS	553	109
C80.9 Unknown primary site	0	1
Total	559	110

ICD O code and histology	Male	Female
8000 Neoplasm, malignant	58	11
8010 Carcinoma, NOS	10	1
8032 Spindle cell carcinoma, NOS	1	0
8033 Pseudosarcomatous carcinoma	2	0
8050 Papillary carcinoma, NOS	3	0
8070 Squamous cell carcinoma, NOS	9	4
8071 Squamous cell carcinoma, keratanizing	3	1
8120 Transitional cell carcinoma, NOS	280	54
8130 Papillary transitional cell carcinoma	167	29
8140 Adenocarcinoma, NOS	16	7
8260 Papillary adenocarcinoma, NOS	4	0
8310 Clear cell adenocarcinoma, NOS	1	1
8480 Mucinous adenocarcinoma	2	2
8481 Mucin-producing adenocarcinoma	1	0
8550 Acinar cell carcinoma	1	0
8980 Carcinosarcoma, NOS	1	0
Total	559	110

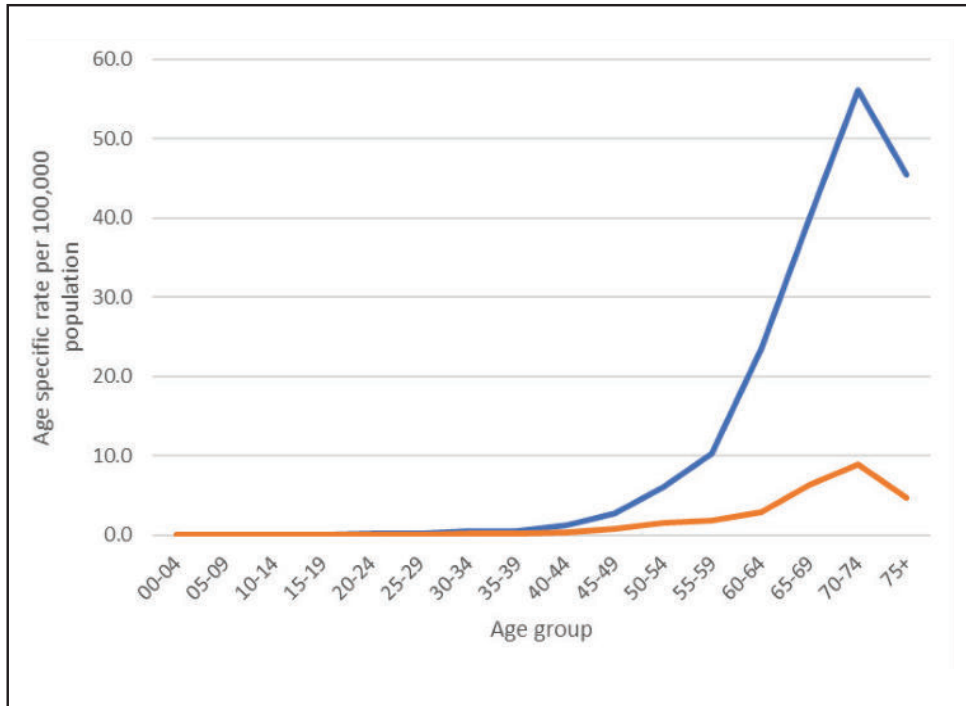


Figure 47: Age specific incidence rates of Urinary bladder cancers in Sri Lanka in year 2015

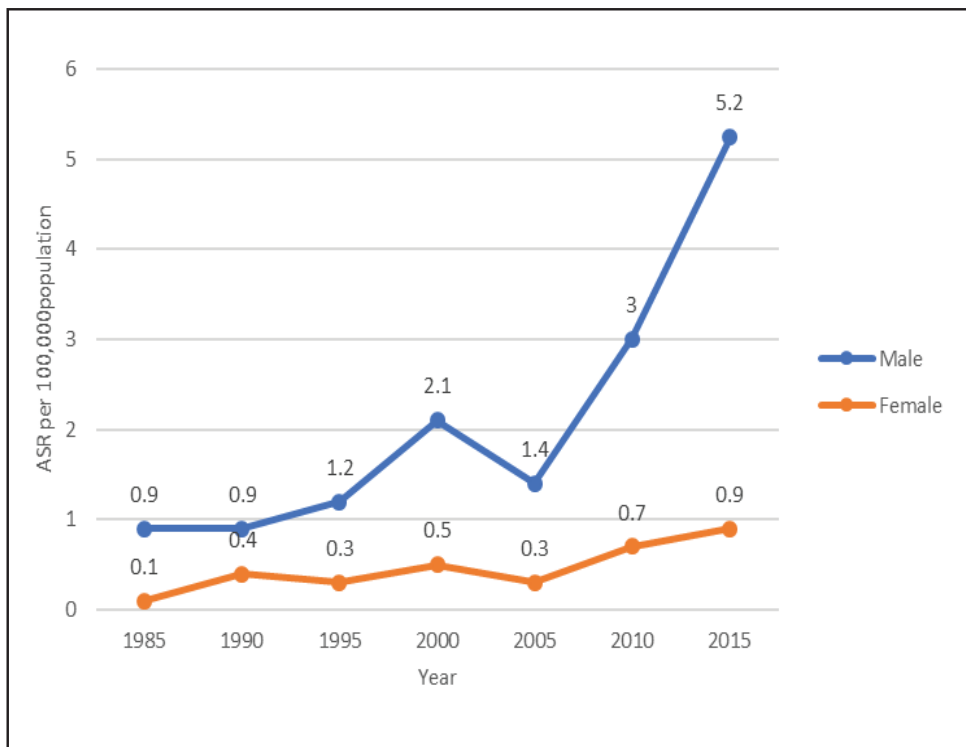


Figure 48: Age standardized incidence rates of Urinary bladder cancers in Sri Lanka, 1985 – 2015

Table 24: Thyroid gland cancer incidence data in Sri Lanka, 2015

Group	Number	%	ASR	Cum. Rate
Male	419	3.1	3.8	0.38
Female	1959	13.2	160	1.46

ASR -Age Standardized Incidence Rate per 100,000 world population

Cum.Rate-Cumulative Rate (0-74 years) per 100 population

ICD 10 code and site	Male	Female
C73.9 Thyroid gland	419	1959
Total	419	1959

ICD 0 code and histology	Male	Female
8000 Neoplasm, malignant	15	49
8010 Carcinoma, NOS	6	10
8021 Carcinoma, anaplastic, NOS	13	27
8050 Papillary carcinoma, NOS	6	26
8070 Squamous cell carcinoma, NOS	1	5
8200 Adenoid cystic carcinoma	2	0
8240 Carcinoid tumor, NOS	0	1
8246 Neuroendocrine carcinoma, NOS	1	1
8260 Papillary adenocarcinoma, NOS	244	1058
8290 Oxyphilic adenocarcinoma	13	48
8330 Follicular adenocarcinoma, NOS	46	313
8335 Follicular carcinoma, minimally invasive	3	61
8337 Insular carcinoma	4	2
8340 Papillary carcinoma, follicular variant	38	173
8341 Papillary microcarcinoma	21	158
8343 Papillary carcinoma, encapsula	0	3
8344 Papillary carcinoma, columnar	0	3
8350 Nonencapsulated sclerosing carcinoma	0	1
8510 Medullary carcinoma, NOS	6	20
Total	419	1959

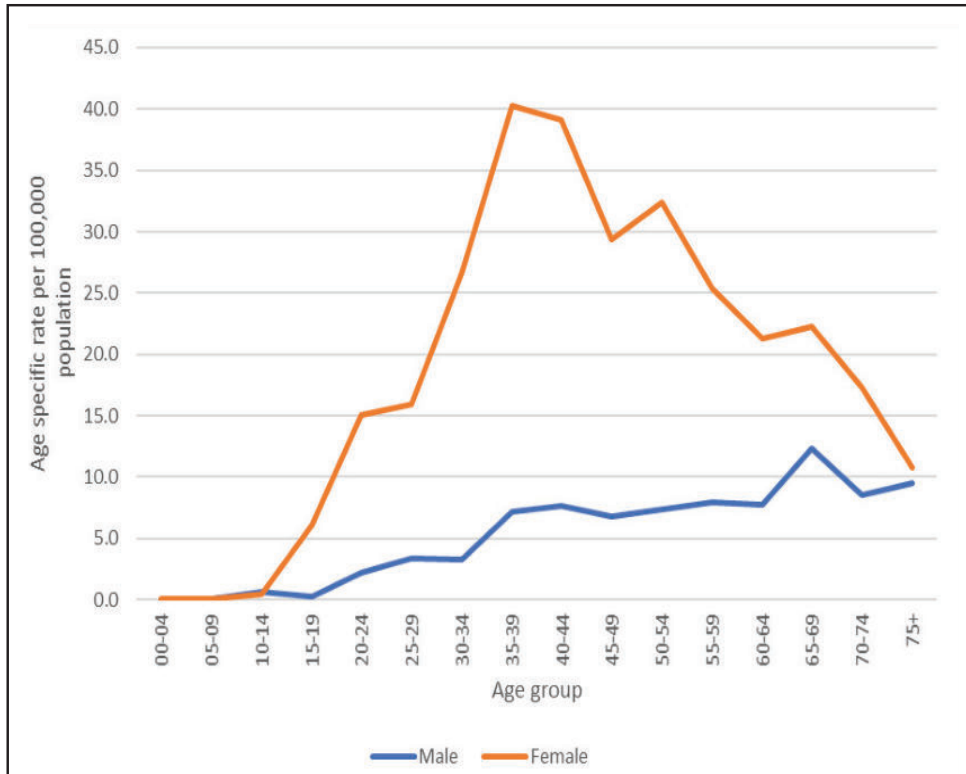


Figure 49: Age specific incidence rates of Thyroid gland cancers in Sri Lanka in year 2015

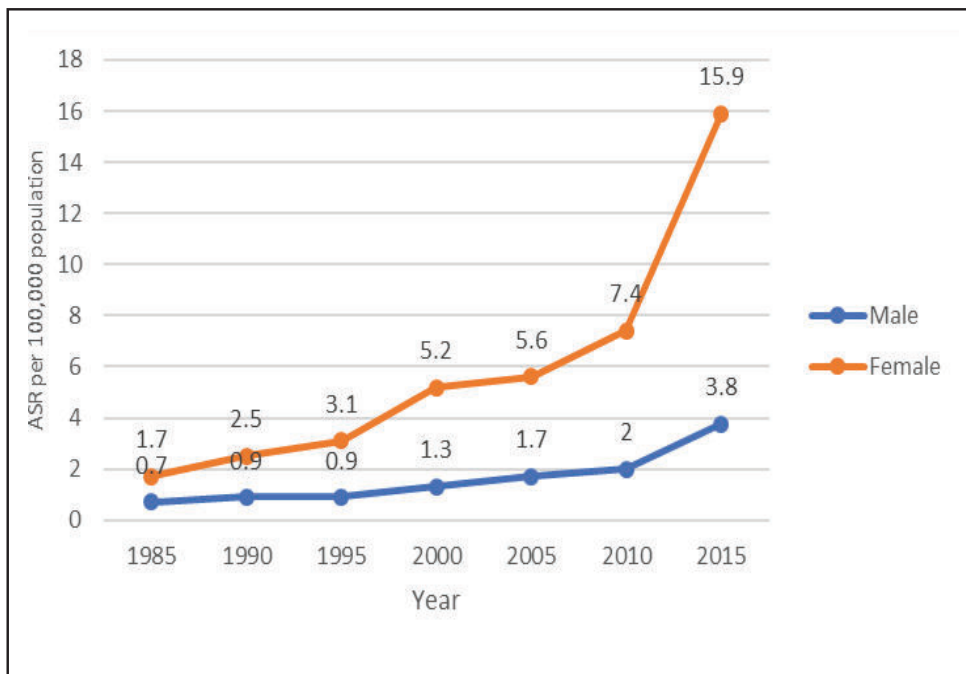


Figure 50: Age standardized incidence rates of Thyroid gland cancers in Sri Lanka, 1985 – 2015

Table 25: Lymphoma incidence data in Sri Lanka, 2015

Group	Number	%	ASR	Cumulative rate
Male	665	4.8	6.2	0.82
Female	416	2.8	3.4	0.41

ASR -Age Standardized Incidence Rate per 100,000 world population
Cum.Rate-Cumulative Rate (0-74 years) per 100 population

ICD 10 code and site	Male	Female
C81.0 Nodular lymphocyte predominant Hodgkin lymphoma	2	0
C81.1 Nodular sclerosis (classical) Hodgkin lymphoma	7	12
C81.2 Mixed cellularity (classical) Hodgkin lymphoma	4	1
C81.4 Lymphocyte-rich(classical) Hodgkin lymphoma	3	0
C81.9 Hodgkin lymphoma, unspecified	89	57
C82.9 Follicular lymphoma, NOS	33	16
C83.0 Small cell B-cell lymphoma	10	3
C83.1 Mantle cell lymphoma	5	1
C83.3 Diffuse large B-cell lymphoma	57	33
C83.5 Lymphoblastic (diffuse) lymphoma	15	7
C83.7 Burkitt lymphoma, NOS	4	2
C84.0 Mycosis fungoides	15	16
C84.4 Peripheral T-cell lymphoma, not elsewhere classified	17	9
C84.6 Anaplastic large cell lymphoma	12	7
C84.8 Cutaneous T-cell lymphoma, NOS	7	3
C85.9 Non-Hodgkin lymphoma, unspecified	379	240
C96.6 Unifocal Langerhans-cell histiocytosis	4	9
C96.8 Histiocytic sarcoma	2	0
Total	665	416

ICD O code & histology	Male	Female
9590 Anaplastic large cell lymphoma NOS	12	7
9687 Burkitt lymphoma, NOS	4	2
9709 Cutaneous T-cell lymphoma, NOS	7	3
9690 Follicular lymphoma, NOS	33	16
9755 Histiocytic sarcoma	2	0
9661 Hodgkin granuloma	0	1
9651 Hodgkin lymphoma, lymphocyte-rich	3	0
9652 Hodgkin lymphoma, mixed cellular	4	1
9659 Hodgkin lymphoma, nodular lymphocyte predominance	2	0
9663 Hodgkin lymphoma, nodular sclerosis	7	12
9650 Hodgkin lymphoma, NOS	89	57
9754 Langerhans cell histiocytosis,	3	8
9680 Malignant lymphoma, large B-cell	57	33
9671 Malignant lymphoma, lymphoplasmacytic	6	2
9591 Malignant lymphoma, non-Hodgkin	316	198
9590 Malignant lymphoma, NOS	64	42
9670 Malignant lymphoma, small B lymphocytic	4	1
9673 Mantle cell lymphoma	5	1
9702 Mature T-cell lymphoma, NOS	17	9
9700 Mycosis fungoides	15	16
9728 Precursor B-cell lymphoblastic lymphoma	1	1
9727 Precursor cell lymphoblastic lymphoma NOS	7	6
9729 Precursor T-cell lymphoblastic lymphoma	7	0
Total	665	416

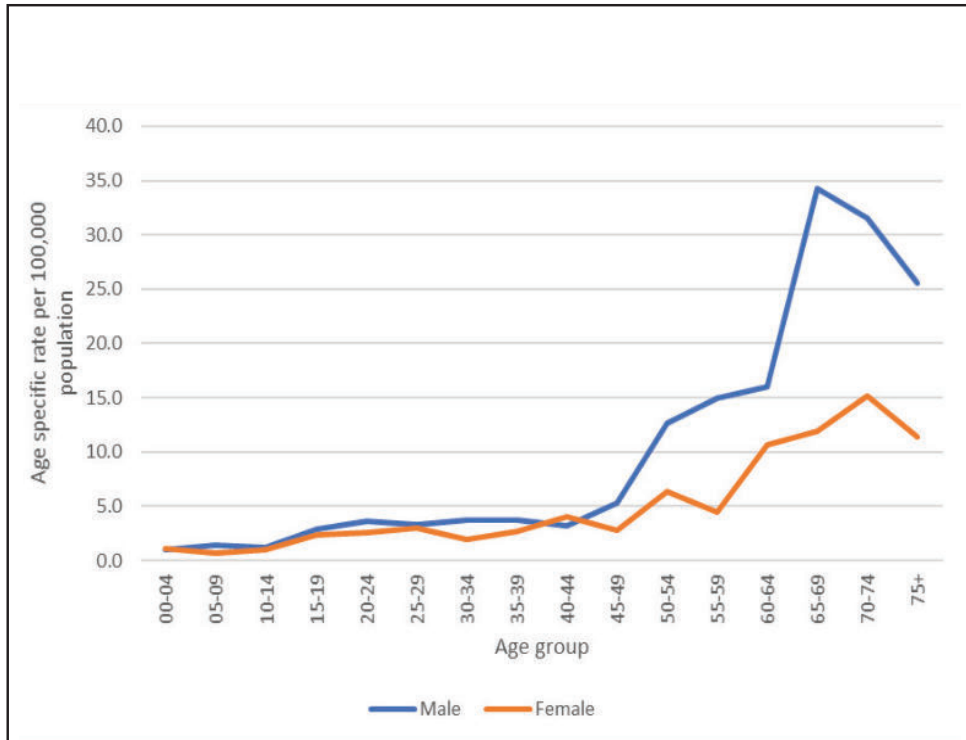


Figure 51: Age specific incidence rates of Lymphomas in Sri Lanka in year 2015

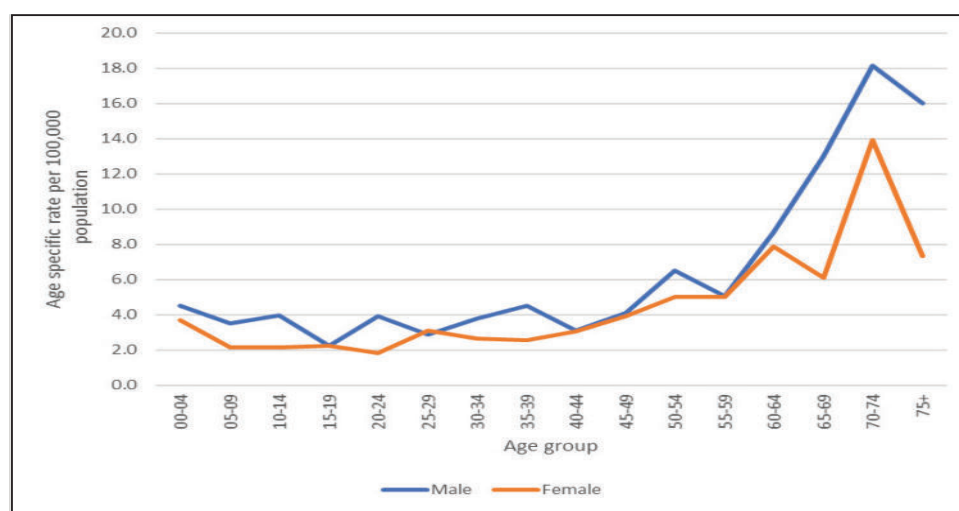
Table 26: Leukemia incidence data in Sri Lanka, 2015

Group	Number	%	ASR	Cum. Rate
Male	501	3.6	4.9	0.52
Female	403	2.8	3.6	0.36

ASR - Age Standardized Incidence Rate per 100,000 world population

Cum.Rate-Cumulative Rate (0-74 years) per 100 population

ICD 10 code and site	Male	Female
C91.0 Acute lymphoblastic leukaemia	182	94
C91.1 Chronic lymphocytic leukaemia of B-cell type	35	20
C91.3 Polymphocytic leukemia of B-cell type	1	0
C91.4 Hairy cell leukemia	1	0
C92.0 Acute myeloblastic leukaemia(AML)	157	177
C92.1 Chronic myeloid leukemia, NOS	78	61
C92.3 Myeloid sarcoma	2	0
C92.4 Acute promyelocytic leukemia,	7	14
C92.5 Acute myelomonocytic leukemia	8	12
C92.9 Myeloid leukemia, NOS	3	1
C93.0 Acute monocytic leukemia	7	5
C93.1 Chronic myelomonocytic leukemia	1	0
C93.3 Juvenile myelomonocytic leukemia	1	0
C94.0 Acute erythroid leukaemia	0	3
C94.2 Acute megakaryoblastic leukemia	3	2
C94.4 Acute panmyelosis with myelofibrosis	1	3
C95.0 Acute leukemia of unspecified cell type	9	8
C95.9 Leukemia, unspecified	5	3
Total	501	403

**Figure 52: Age specific incidence rates of Leukaemias in Sri Lanka in year 2015**

Clinical staging at the point of diagnosis of Breast, Cervix and Lip tongue and mouth cancers in Sri Lanka - 2015

Figure 53, 54 and 55 give clinical staging information at the point of diagnosis of Breast, Cervix and Lip, tongue and mouth cancers. Information on clinical staging was available for 40% diagnosed breast cancers, 44% of diagnosed cervical cancers and 14% of diagnosed Lip, tongue and mouth cancers. The percentages computed are out of the cancers with staging information

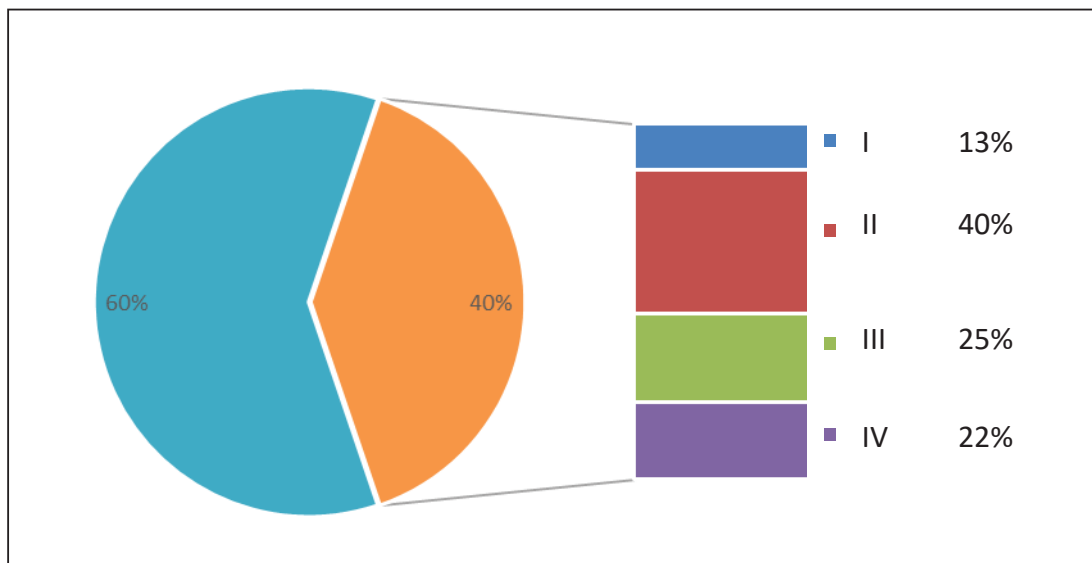


Figure 53 : Clinical stage at diagnosis of breast cancers in Sri Lanka, 2015

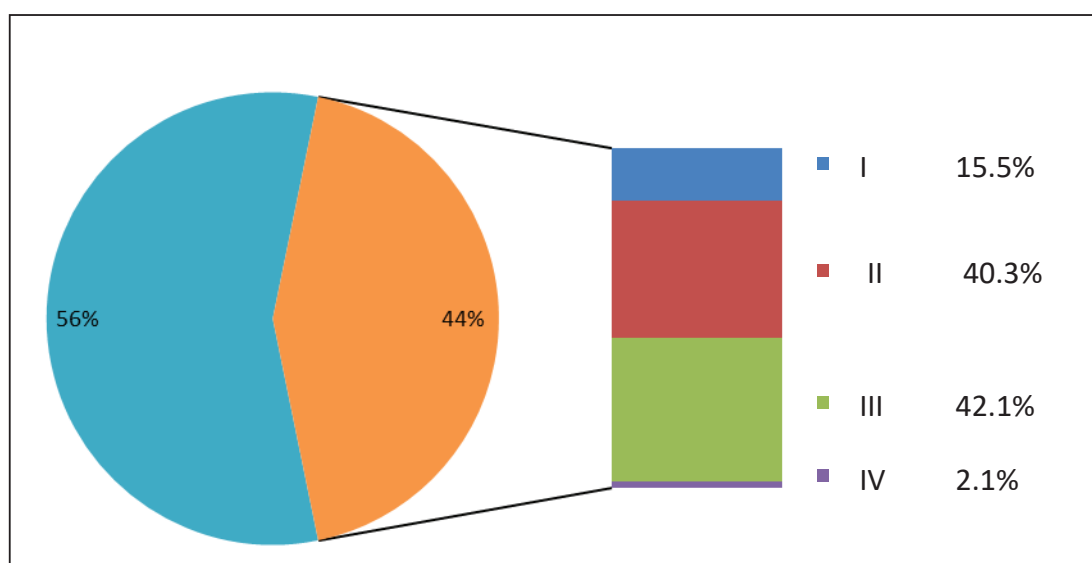


Figure 54 : Clinical stage at diagnosis of cervical cancers in Sri Lanka, 2015

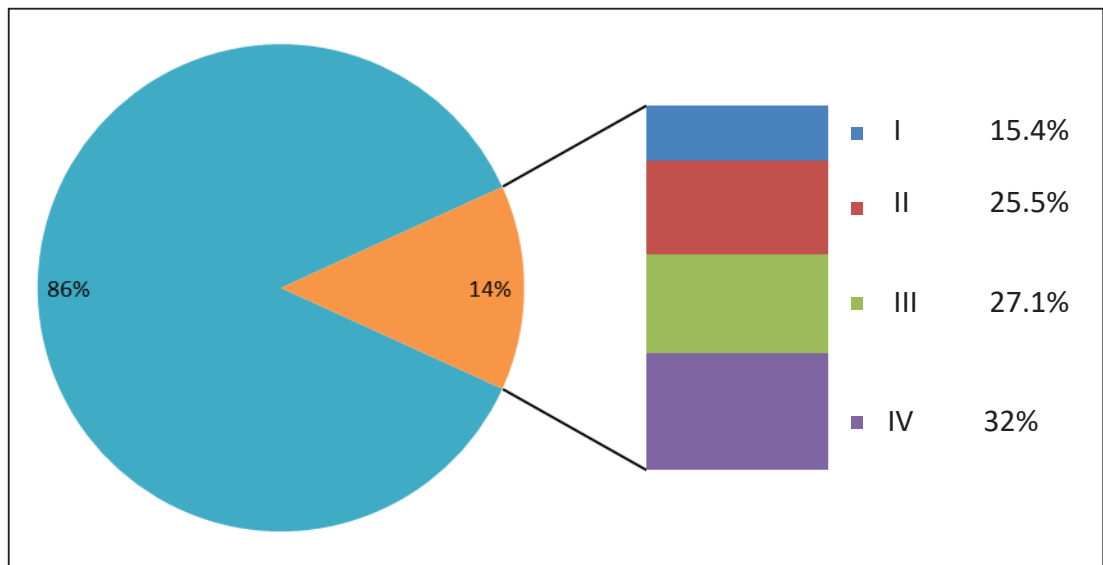


Figure 55 : Clinical stage at diagnosis of Lip, tongue and mouth cancers in Sri Lanka, 2015

Table 27 : Basis of diagnosis of cancer patients in Sri Lanka - 2015

Basis of diagnosis	Frequency	Percentage
Diagnosed microscopically		
Histology of Primary	25259	87.2
Histology of Metastasis	1563	5.4
Cytology/ Haematology only	378	1.3
Subtotal	27,200	93.9
Diagnosed non-microscopically		
Clinical Investigation Including X-Ray, USS, CT, etc(Imaging Only)	789	2.7
Death certificate only	596	2.1
Clinical only	41	0.1
Specific Biochemical/ Immunological test only	38	0.1
Exploratory Surgery	34	0.1
Subtotal	1,498	5.2
Unknown / Not recorded	269	0.9
Total	28,967	100.0

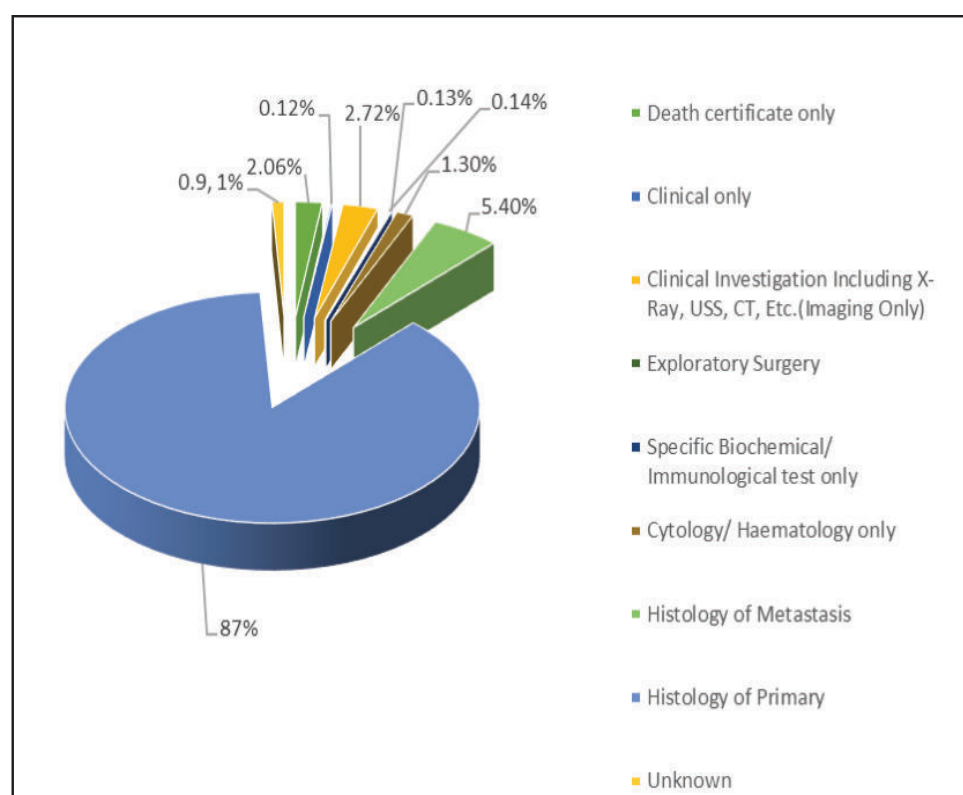


Figure 56: Basis of diagnosis of cancers in Sri Lanka, 2015

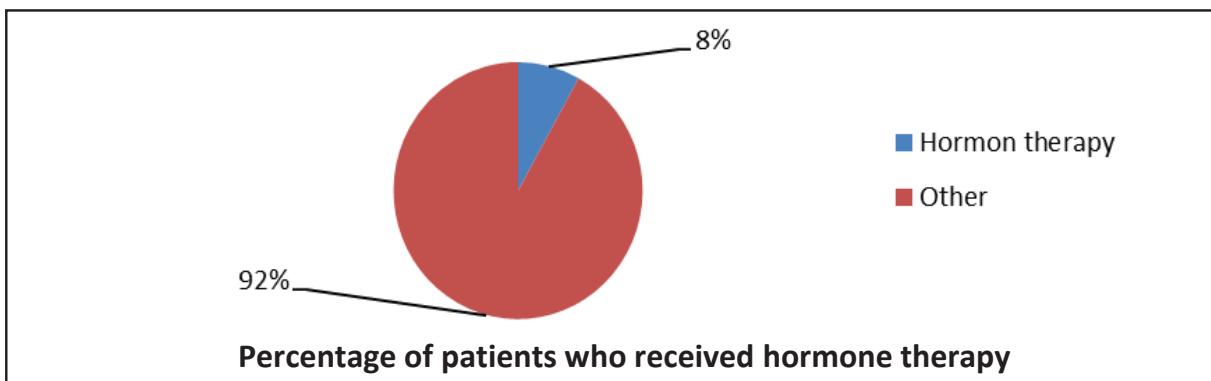
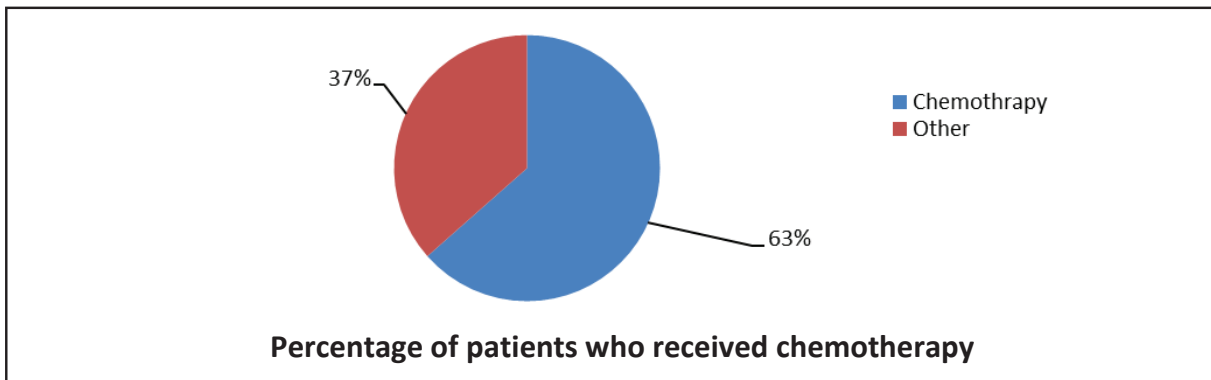
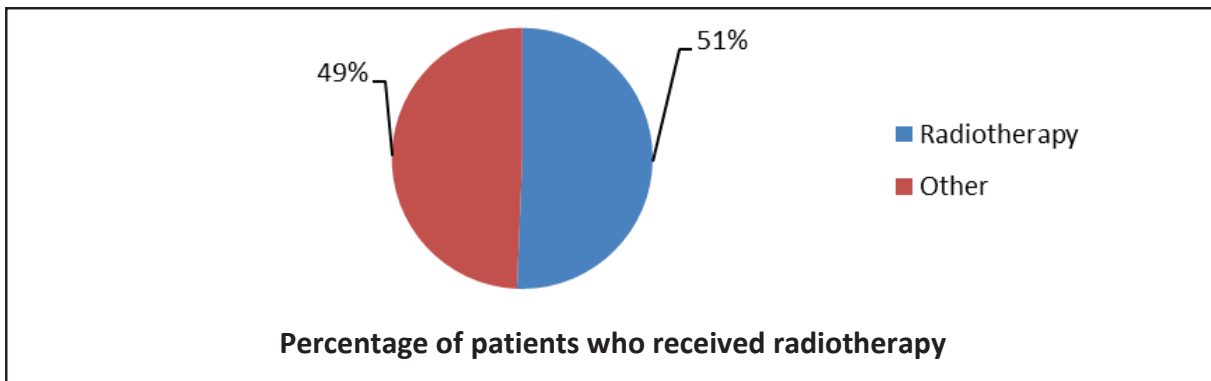
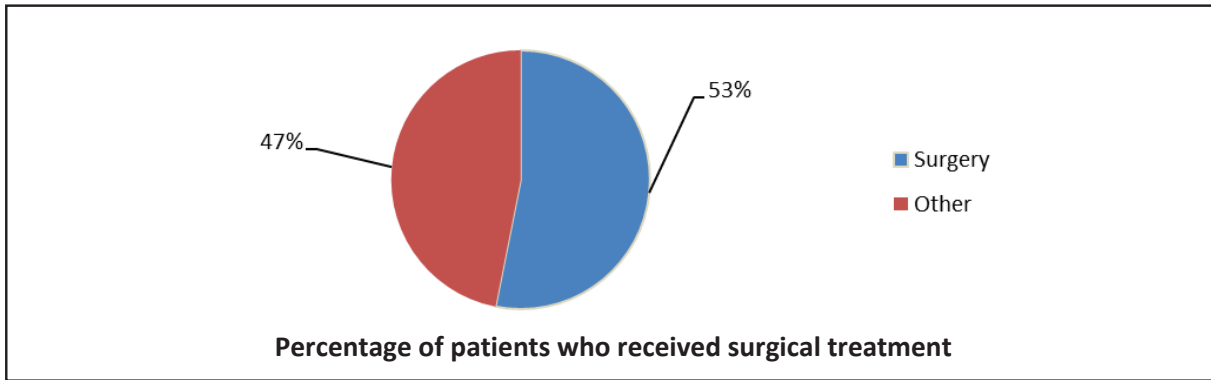


Figure 57: Percentage of newly detected cancer patients who received different types of treatment in Sri Lanka 2015

Table 28 : Childhood and adolescent cancer incidence data (0-19 years) Sri Lanka 2015

Site Group	ICD -O-3 Histology	Male	Female	Total
I	Leukaemia's, myeloproliferative diseases, and myelodysplastic diseases			
a. Lymphoid leukaemias	9835 Precursor cell lymphoblastic leukaemia, NOS	54	40	94
	9836 Precursor B-cell lymphoblastic leukaemia	32	15	47
	9837 Precursor T-cell lymphoblastic leukaemia	14	2	16
b. Acute myeloid leukaemias	9861 Acute myeloid leukaemia, NOS	11	15	26
	9866 Acute promyelocytic leukaemia, t(15;17)(q22;q11-	1	0	1
	9867 Acute myelomonocytic leukaemia	1	2	3
	9874 Acute myeloid leukaemia with maturation	2	5	7
	9891 Acute monocytic leukaemia	3	1	4
	9910 Acute megakaryoblastic leukaemia	2	1	3
c. Chronic myeloproliferative diseases	9863 Chronic myeloid leukaemia, NOS	3	4	7
d. Myelodysplastic syndrome and other myeloproliferative diseases	9946 Juvenile myelomonocytic leukaemia	1	0	1
	9989 Myelodysplastic syndrome, NOS	1	0	1
e. Unspecified and other specified leukaemias	9801 Acute leukaemia, NOS	2	4	6
Total		127	89	216
II	Lymphomas and reticuloendothelial neoplasms			
a. Hodgkin lymphomas	9650 Hodgkin lymphoma, NOS	19	10	29
	9651 Hodgkin lymphoma, lymphocyte-rich	1	0	1
	9652 Hodgkin lymphoma, mixed cellularity, NOS	0	1	1
	9663 Hodgkin lymphoma, nodular sclerosis, NOS	1	1	2
b. Non-Hodgkin lymphomas(except Burkitt lymphoma)	9591 Malignant lymphoma, non Hodgkin, NOS	13	3	16
	9680 Malignant lymphoma, large B-cell, diffuse, NOS	2	2	4
	9690 Follicular lymphoma, NOS	1	0	1
	9700 Mycosis fungoides	1	6	7
	9702 Mature T-cell lymphoma, NOS	1	2	3
	9714 Anaplastic large cell lymphoma, T cell and Null Cell type	3	4	7
	9727 Precursor cell lymphoblastic lymphoma, NOS	1	5	6
	9728 Precursor B-cell lymphoblastic lymphoma	0	1	1
	9729 Precursor T-cell lymphoblastic lymphoma	2	0	2

Site Group	ICD -O-3 Histology	Male	Female	Total
	9732 Multiple myeloma	1	0	1
c. Burkitt lymphoma	9687 Burkitt lymphoma, NOS	2	0	2
	9754 Langerhans cell histiocytosis, disseminated	4	7	11
d. Miscellaneous lymphoreticular neoplasms	9755 Histiocytic sarcoma	1	0	1
e. Unspecified lymphomas	9590 Malignant lymphoma, NOS	4	2	6
Total		57	44	101
III CNS and miscellaneous intracranial and intraspinal neoplasms				
a. Ependymomas and choroid plexus tumour	9390 Choroid plexus carcinoma	1	0	1
	9391 Ependymoma, NOS	1	2	3
	9392 Ependymoma, anaplastic	1	1	2
b. Astrocytoma	9380 Glioma, malignant	1	2	3
	9400 Astrocytoma, NOS	2	5	7
	9401 Astrocytoma, anaplastic	0	1	1
	9420 Fibrillary astrocytoma	1	0	1
	9424 Pleomorphic xanthoastrocytoma	0	1	1
	9440 Glioblastoma, NOS	2	1	3
c. Intracranial and intraspinal embryonal tumours	9470 Medulloblastoma, NOS	10	5	15
	9473 Primitive neuroectodermal tumour, NOS	1	0	1
d. Other gliomas	9380 Glioma, malignant	9	14	23
	9451 Oligodendroglioma, anaplastic	1	0	1
e. Other specified intracranial and intraspinal neoplasms	9530 Meningioma, malignant	0	1	1
f. Unspecified intracranial and intraspinal neoplasms	8000 Neoplasm, malignant	1	2	3
Total		31	35	66
IV Neuroblastoma and other peripheral nervous cell tumours				
a. Neuroblastoma and ganglioneuroblastoma	9490 Ganglioneuroblastoma	5	2	7
	9500 Neuroblastoma, NOS	15	11	26
b. Other peripheral nervous cell tumour	9520 Olfactory neurogenic tumour	1	0	1
Total		21	13	34
V Retinoblastoma				
Retinoblastoma	9510 Retinoblastoma, NOS	9	27	36

Site Group		ICD -O-3 Histology	Male	Female	Total
	9511	Retinoblastoma, differentiated	1	0	1
Total			10	27	37
VI Renal tumours					
a. Nephroblastoma and other nonepithelial renal tumours	8960	Nephroblastoma, NOS	14	13	27
	8963	Malignant rhabdoid tumour	0	2	2
B. Renal carcinomas	8310	Clear cell adenocarcinoma, NOS	0	1	1
c. Unspecified malignant renal tumours	8000	Neoplasm, malignant	1	0	1
Total			15	16	31
VII Hepatic tumours					
a. Hepatoblastoma	8970	Hepatoblastoma	9	3	12
b. Hepatic carcinomas	8170	Hepatocellular carcinoma, NOS	2	0	2
	8180	Combined hepatocellular carcinoma and cholangio carcinoma	1	0	1
Total			12	3	15
VIII Malignant bone tumours					
a. Osteosarcoma	9180	Osteosarcoma, NOS	31	22	53
	9181	Chondroblastic osteosarcoma	4	0	4
	9193	Periosteal osteosarcoma	0	2	2
c. Ewing tumours and related sarcomas of bone	9260	Ewing sarcoma	11	15	26
d. Other specified malignant bone tumours	9250	Giant cell tumour of bone, malignant	1	0	1
	9330	Ameloblastic fibrosarcoma	1	0	1
e. Unspecified malignant bone tumours	8000	Neoplasm, malignant	1	1	2
Total			49	40	89
IX Soft tissue and other extraosseous sarcoma					
a. Rhabdomyosarcoma	8900	Rhabdomyosarcoma, NOS	7	4	11
	8910	Embryonal rhabdomyosarcoma, NOS	4	5	9
	8920	Alveolar rhabdomyosarcoma	2	0	2
b. Fibrosarcomas, peripheral nerve sheath tumours, and other fibrous neoplasms	8814	Infantile fibrosarcoma	0	1	1
	9540	Malignant peripheral nerve sheath tumour	1	3	4
	9560	Neurilemoma, malignant	0	1	1

Site Group	ICD -O-3 Histology	Male	Female	Total	
d. Other specified soft tissue sarcomas	8806	Desmoplastic small round cell tumour	3	2	5
	8832	Dermatofibrosarcoma, NOS	2	2	4
	8854	Pleomorphic liposarcoma	0	1	1
	8890	Leiomyosarcoma, NOS	1	2	3
	8894	Angiomyosarcoma	1	0	1
	8963	Malignant rhabdoid tumour	0	1	1
	8982	Malignant myoepithelioma	0	1	1
	9040	Synovial sarcoma, NOS	2	1	3
	9041	Synovial sarcoma, spindle cell	2	1	3
	9130	Hemangioendothelioma, malignant	0	1	1
	9252	Malignant tenosynovial giant cell tumour	0	1	1
9260	Ewing sarcoma	1	0	1	
e. Unspecified soft tissue sarcomas	8802	Giant cell sarcoma (except of bone)	0	1	1
	8800	Sarcoma, NOS	1	0	1
Total		27	28	55	
X	Germ cell tumours, trophoblastic tumours, and neoplasms of gonads				
a. Intracranial and intraspinal germ cell tumours	9064	Germinoma	1	1	2
	9070	Embryonal carcinoma, NOS	1	0	1
	9085	Mixed germ cell tumour	0	1	1
b. Malignant extracranial and extragonadal germ cell tumours	9064	Germinoma	1	0	1
	9070	Embryonal carcinoma, NOS	1	0	1
	9071	Yolk sac tumour	3	5	8
	9080	Teratoma, malignant, NOS	4	2	6
	9085	Mixed germ cell tumour	1	1	2
c. Malignant gonadal germ cell tumours	9060	Dysgerminoma	0	10	10
	9064	Germinoma	1	2	3
	9070	Embryonal carcinoma, NOS	1	1	2
	9071	Yolk sac tumour	0	8	8
	9080	Teratoma, malignant, NOS	1	2	3
	9085	Mixed germ cell tumour	0	2	2
9100	Choriocarcinoma, NOS	0	1	1	
e. Other and unspecified malignant gonadal tumours	8620	Granulosa cell tumour, malignant	0	2	2
	8631	Sertoli-Leydig cell tumour, poorly differentiate	0	1	1
Total		15	39	54	

Site Group	ICD -O-3 Histology	Male	Female	Total
XI Other malignant epithelial neoplasms and malignant melanomas				
b. Thyroid carcinomas	8260 Papillary adenocarcinoma, NOS	8	40	48
	8330 Follicular adenocarcinoma, NOS	0	2	2
	8335 Follicular carcinoma, minimally invasive	0	1	1
	8340 Papillary carcinoma, follicular variant	0	9	9
	8341 Papillary microcarcinoma	0	1	1
	8343 Papillary carcinoma, encapsulated	0	1	1
	8510 Medullary carcinoma, NOS	1	2	3
c. Nasopharyngeal carcinomas	8070 Squamous cell carcinoma, NOS	1	0	1
d. Malignant melanomas	8720 Malignant melanoma, NOS (except juvenile melanoma)	0	5	5
e. Skin carcinomas	8097 Basal cell carcinoma, nodular	0	1	1
f. Other and unspecified carcinomas	8010 Carcinoma, NOS	2	0	2
	8070 Squamous cell carcinoma, NOS	1	0	1
	8130 Papillary transitional cell carcinoma	1	0	1
	8140 Adenocarcinoma, NOS	4	0	4
	8200 Adenoid cystic carcinoma	0	1	1
	8246 Neuroendocrine carcinoma, NOS	1	2	3
	8260 Papillary adenocarcinoma, NOS	0	1	1
	8430 Mucoepidermoid carcinoma	5	2	7
	8490 Signet ring cell carcinoma	1	0	1
Total		25	68	93
XII Other and unspecified malignant neoplasms				
a. Other specified malignant tumours	8950 Mullerian mixed tumour	0	1	1
b. Other unspecified malignant tumours	8000 Neoplasm, malignant	11	11	22
Total		11	12	23
All Sites		400	414	814

Table 29: Overall cancer incidence by province & district in Sri Lanka, 2015

Province	District	Male		Female		Total	
		No	%	No	%	No	%
	Not known	4813	34.6	4430	29.4	9243	31.9
Western		3028	21.8	3654	24.4	6682	23.0
	Colombo	1670	12	1964	13.1	3634	12.5
	Gampaha	919	6.6	1092	7.3	2011	6.9
	Kaluthara	439	3.2	598	4.0	1037	3.6
Central		973	7.0	1322	8.7	2295	8.0
	Kandy	566	4.1	756	5.0	1322	4.6
	Matale	211	1.5	243	1.6	454	1.6
	Nuwara Eliya	196	1.4	323	2.1	519	1.8
Southern		1261	9.1	1433	9.5	2694	9.3
	Galle	582	4.2	682	4.5	1264	4.4
	Hambanthota	208	1.5	239	1.6	447	1.5
	Matara	471	3.4	512	3.4	983	3.4
Northern		308	2.3	357	2.5	665	2.3
	Jaffna	221	1.6	234	1.6	455	1.6
	Kilinochchi	12	0.1	25	0.2	37	0.1
	Mannar	15	0.1	20	0.1	35	0.1
	Mullativu	23	0.2	23	0.2	46	0.2
	Vavuniya	37	0.3	55	0.4	92	0.3
Eastern		578	4.2	667	4.4	1245	4.4
	Ampara	249	1.8	269	1.8	518	1.8
	Bataloa	218	1.6	291	1.9	509	1.8
	Trincomalee	111	0.8	107	0.7	218	0.8
North western		871	6.2	902	6	1773	6.1
	Kurunegala	603	4.3	636	4.2	1239	4.3
	Puttalam	268	1.9	266	1.8	534	1.8
North Central		725	5.3	767	5.1	1492	5.1
	Anuradhapura	495	3.6	493	3.3	988	3.4
	Polonnaruwa	230	1.7	274	1.8	504	1.7
Uva		453	3.3	569	3.8	1022	3.5
	Badulla	302	2.2	392	2.6	694	2.4
	Monaragala	151	1.1	177	1.2	328	1.1
Sabaragamuwa		911	6.5	945	5.1	1856	6.4
	Rathnapura	473	3.4	535	3.6	1008	3.5
	Kegalle	438	3.1	410	2.7	848	2.9
Total		13,921	100	15,046	100	28,967	100

Table 30 : Leading cancer incidence data by district in Sri Lanka, 2015**Western Province****Colombo**

Rank	ICD code and site	Cases	CR	%
1	C50 Breast	552	23.3	15.2
2	C18-20 Colon and rectum	264	11.2	7.3
3	C33-C34 Trachea, bronchus and lung	246	10.4	6.8
4	C73 Thyroid	229	9.7	6.3
5	C00-C06 Lip, tongue and mouth	197	8.3	5.4
6	C56 Ovary	171	7.2	4.7
7	C61 Prostate	148	6.3	4.1
8	C53 Cervix uteri	143	6.0	3.9
9	C81-C85 and C96 Lymphoma	137	5.8	3.8
10	C91-C95 Leukaemia	127	5.4	3.5
All sites		3634	153.5	100.0

Gampaha

Rank	ICD code and site	Cases	CR	%
1	C50 Breast	344	14.6	17.1
2	C00-C06 Lip, tongue and mouth	207	8.8	10.3
3	C73 Thyroid	149	6.3	7.4
4	C33-C34 Trachea, bronchus and lung	133	5.6	6.6
5	C18-20 Colon and rectum	132	5.6	6.5
6	C56 Ovary	98	4.2	4.9
7	C91-C95 Leukaemia	89	3.8	4.4
8	C09-C14 Pharynx	87	3.7	4.3
9	C81-C85 and C96 Lymphoma	82	3.5	4.1
10	C53 Cervix uteri	69	2.9	3.4
All sites		2011	85.4	100

Kalutara

Rank	ICD code and site	Cases	CR	%
1	C50 Breast	172	13.7	16.5
2	C00-C06 Lip, tongue and mouth	96	7.7	9.3
3	C18-20 Colon and rectum	78	6.2	7.5
4	C73 Thyroid	74	5.9	7.1
5	C81-C85 and C96 Lymphoma	57	4.6	5.5
6	C53 Cervix uteri	49	3.9	4.7
7	C54-C55 Uterus	44	3.5	4.2
8	C91-C95 Leukaemia	44	3.5	4.2
9	C33-C34 Trachea, bronchus and lung	43	3.4	4.2
10	C56 Ovary	43	3.4	4.2
All sites		1037	82.8	100.0

Central Province**Kandy**

Rank	ICD Code and Site		Cases	CR	%
1	C50	Breast	191	13.5	14.4
2	C15	Oesophagus	128	9.0	9.7
3	C18-20	Colon and rectum	103	7.3	7.8
4	C33-C34	Trachea, bronchus and lung	84	5.9	6.4
5	C73	Thyroid	78	5.5	5.9
6	C00-C06	Lip, tongue and mouth	67	4.7	5.1
7	C56	Ovary	63	4.4	4.8
8	C81-C85 and C96	Lymphoma	63	4.4	4.8
9	C54-C55	Uterus	52	3.7	3.9
10	C91-C95	Leukaemia	51	3.6	3.9
All sites			1322	93.3	100

Matale

Rank	ICD code and site		Cases	CR	%
1	C50	Breast	59	11.8	13.0
2	C00-C06	Lip, tongue and mouth	44	8.8	9.7
3	C15	Oesophagus	36	7.2	7.9
4	C18-20	Colon and rectum	31	6.2	6.8
5	C09-C14	Pharynx	29	5.8	6.4
6	C33-C34	Trachea, bronchus and lung	25	5.0	5.5
7	C73	Thyroid	25	5.0	5.5
8	C81-C85 and C96	Lymphoma	21	4.2	4.6
9	C91-C95	Leukaemia	20	4.0	4.4
10	C53	Cervix uteri	19	3.8	4.2
All sites			454	90.6	100.0

Nuwara Eliya

Rank	ICD code and site		Cases	CR	%
1	C15	Oesophagus	78	10.5	15.0
2	C50	Breast	69	9.3	13.3
3	C73	Thyroid	38	5.1	7.3
4	C00-C06	Lip, tongue and mouth	36	4.9	6.9
5	C18-C20	Colon and rectum	30	4.0	5.8
6	C53	Cervix uteri	23	3.1	4.4
7	C33-C34	Trachea, bronchus and lung	21	2.8	4.0
8	C91-C95	Leukaemia	20	2.7	3.9
9	C61	Prostate	18	2.4	3.5
10	C16	Stomach	17	2.3	3.3
All sites			519	70.0	100

Southern Province**Galle**

ICD code and site		Cases	CR	%
C50	Breast	175	16.0	13.8
C73	Thyroid	159	14.6	12.6
		122	11.2	9.7
C00-C06	Lip, tongue and mouth			
C18-20	Colon and rectum	100	9.2	7.9
C15	Oesophagus	70	6.4	5.5
		61	5.6	4.8
C33-C34	Trachea, bronchus and lung			
C53	Cervix uteri	49	4.5	3.9
C81-C85	Lymphoma	48	4.4	3.8
and C96				
C91-C95	Leukaemia	44	4.0	3.5
C56	Ovary	37	3.4	2.9
All sites		1264	115.8	100

Hambantota

Rank	ICD code and site		Cases	CR	%
1	C73	Thyroid	55	8.8	12.4
2	C50	Breast	52	8.3	11.7
3	C18-20	Colon and rectum	41	6.6	9.2
4	C00-C06	Lip, tongue and mouth	40	6.4	9.0
5	C33-C34	Trachea, bronchus and lung	27	4.3	6.1
6	C81-C85	Lymphoma	24	3.8	5.4
	and C96				
7	C15	Oesophagus	20	3.2	4.5
8	C09-C14	Pharynx	17	2.7	3.8
9	C53	Cervix uteri	16	2.6	3.6
10	C91-C95	Leukaemia	16	2.6	3.6
All sites			447	71.5	100

Matara

Rank	ICD code and site		Cases	CR	%
1	C50	Breast	131	15.6	13.3
2	C00-C06	Lip, tongue and mouth	110	13.1	11.2
3	C73	Thyroid	108	12.9	11.0
4	C18-20	Colon and rectum	75	8.9	7.5
5	C15	Oesophagus	51	6.1	5.2
6	C33-C34	Trachea, bronchus and lung	45	5.4	4.6
7	C91-C95	Leukaemia	41	4.9	4.2
8	C81-C85	Lymphoma	40	4.8	4.1
	and C96				
9	C56	Ovary	38	4.5	3.9
10	C53	Cervix uteri	34	4.0	3.5
All sites			983	117.1	100

Northern Province

Jaffna

Rank	ICD code and site	Cases	CR	%
1	C50 Breast	61	10.2	13.4
2	C00-C06 Lip, tongue and mouth	48	8.1	10.5
3	C73 Thyroid	44	7.4	9.7
4	C15 Oesophagus	36	6.0	7.9
5	C81-C85 and C96 Lymphoma	25	4.2	5.5
6	C53 Cervix uteri	24	4.0	5.3
7	C91-C95 Leukaemia	22	3.7	4.8
8	C09-C14 Pharynx	19	3.2	4.2
9	C18-20 Colon and rectum	18	3.0	4.0
10	C61 Prostate	18	3.0	4.0
All sites		455	76.4	100

Killinochchi

Rank	ICD code and site	Cases	CR	%
1	C00-C06 Lip, tongue and mouth	7	5.9	18.9
2	C73 Thyroid	4	3.4	10.8
3	C91-C95 Leukaemia	4	3.4	10.8
4	C53 Cervix uteri	3	2.5	8.1
5	C70-C72 Brain and central nervous system	3	2.5	8.1
6	C18-20 Colon and rectum	2	1.7	5.4
7	C54-C55 Uterus	2	1.7	5.4
8	C15 Oesophagus	1	0.8	2.7
9	C23-C24 Gallbladder etc	1	0.8	2.7
10	C25 Pancreas	1	0.8	2.7
All sites		37	31.2	100

Mannar

Rank	ICD code and site	Cases	CR	%
1	C73 Thyroid	6	5.8	17.1
2	C53 Cervix uteri	4	3.9	11.4
3	C00-C06 Lip, tongue and mouth	3	2.9	8.6
4	C15 Oesophagus	3	2.9	8.6
5	C50 Breast	3	2.9	8.6
6	C16 Stomach	2	1.9	5.7
7	C43-C44 Skin	2	1.9	5.7
8	C91-C95 Leukaemia	2	1.9	5.7
9	C07-C08 Salivary gland	1	1.0	2.9
10	C09-C14 Pharynx	1	1.0	2.9
All sites		35	33.9	100

Mullativu

Rank	ICD code and site	Cases	CR	%
1	C00-C06 Lip, tongue and mouth	10	10.4	21.7
2	C53 Cervix uteri	6	6.3	13.0
3	C91-C95 Leukaemia	6	6.3	13.0
4	C73 Thyroid	5	5.2	10.9
5	C50 Breast	4	4.2	8.7
6	C33-C34 Trachea, bronchus and lung	3	3.1	6.5
7	C18-C20 Colon and rectum	2	2.1	4.3
8	C81-C85 and C96 Lymphoma	2	2.1	4.3
9	C09-C14 Pharynx	1	1.0	2.2
10	C15 Oesophagus	1	1.0	2.2
All sites		46	48.0	100

Vavuniya

Rank	ICD code and site	Cases	CR	%
1	C00-C06 Lip, tongue and mouth	20	11.1	21.7
2	C50 Breast	9	5.0	9.8
3	C73 Thyroid	9	5.0	9.8
4	C91-C95 Leukaemia	9	5.0	9.8
5	C15 Oesophagus	7	3.9	7.6
6	C32 Larynx	5	2.8	5.4
7	C56 Ovary	5	2.8	5.4
8	C33-C34 Trachea, bronchus and lung	4	2.2	4.3
9	C18-20 Colon and rectum	3	1.7	3.3
10	C09-C14 Pharynx	2	1.1	2.2
All sites		92	51.0	100

Eastern Province**Ampara**

Rank	ICD code and site	Cases	CR	%
1	C50 Breast	66	9.8	12.7
2	C73 Thyroid	50	7.4	9.7
3	C33-C34 Trachea, bronchus and lung	43	6.4	8.3
4	C00-C06 Lip, tongue and mouth	38	5.6	7.3
5	C18-C20 Colon and rectum	37	5.5	7.1
6	C91-C95 Leukaemia	26	3.9	5.0
7	C56 Ovary	25	3.7	4.8
8	C15 Oesophagus	20	3.0	3.9
9	C32 Larynx	20	3.0	3.9
10	C67 Bladder	16	2.4	3.1
All sites		518	76.9	100.0

Batticaloa

Rank	ICD code and site	Cases	CR	%
1	C50 Breast	83	15.3	16.3
2	C73 Thyroid	47	8.7	9.2
3	C33-C34 Trachea, bronchus and lung	45	8.3	8.8
4	C00-C06 Lip, tongue and mouth	43	7.9	8.4
5	C91-C95 Leukaemia	24	4.4	4.7
6	C81-C85 and C96 Lymphoma	22	4.1	4.3
7	C53 Cervix uteri	21	3.9	4.1
8	C15 Oesophagus	19	3.5	3.7
9	C54-C55 Uterus	16	3.0	3.1
10	C56 Ovary	16	3.0	3.1
All sites		509	94.0	100.0

Trincomalee

Rank	ICD code and site	Cases	CR	%
1	C00-C06 Lip, tongue and mouth	25	6.3	11.47
2	C50 Breast	17	4.3	7.80
3	C73 Thyroid	15	3.8	6.88
4	C91-C95 Leukaemia	15	3.8	6.88
5	C33-C34 Trachea, bronchus and lung	12	3.0	5.50
6	C18-20 Colon and rectum	11	2.8	5.05
7	C15 Oesophagus	10	2.5	4.59
8	C53 Cervix uteri	9	2.3	4.13
9	C56 Ovary	9	2.3	4.13
10	C32 Larynx	8	2.0	3.67
All sites		218	55.0	100

North Western Province**Kurunegala**

Rank	ICD code and site	Cases	CR	%
1	C50 Breast	188	11.3	15.2
2	C00-C06 Lip, tongue and mouth	138	8.3	11.1
3	C73 Thyroid	93	5.6	7.5
4	C15 Oesophagus	83	5.0	6.7
5	C09-C14 Pharynx	82	4.9	6.6
6	C18-C20 Colon and rectum	70	4.2	5.6
7	C91-C95 Leukaemia	61	3.7	4.9
8	C53 Cervix uteri	50	3.0	4.0
9	C81-C85 and C96 Lymphoma	49	2.9	4.0
10	C32 Larynx	46	2.8	3.7
All sites		1239	74.6	100.0

Puttalam

Rank	ICD code and site	Cases	CR	%
1	C50 Breast	69	8.8	12.9
2	C00-C06 Lip, tongue and mouth	68	8.6	12.7
3	C91-C95 Leukaemia	42	5.3	7.9
4	C09-C14 Pharynx	40	5.1	7.5
5	C73 Thyroid	35	4.5	6.6
6	C33-C34 Trachea, bronchus and lung	33	4.2	6.2
7	C18-C20 Colon and rectum	31	3.9	5.8
8	C53 Cervix uteri	27	3.4	5.1
9	C15 Oesophagus	20	2.5	3.7
10	C32 Larynx	19	2.4	3.6
All sites		534	67.9	100.0

North Central Province**Anuradapura**

Rank	ICD code and site	Cases	CR	%
1	C00-C06 Lip, tongue and mouth	107	11.9	10.8
2	C73 Thyroid	107	11.9	10.8
3	C50 Breast	103	11.5	10.4
4	C33-C34 Trachea, bronchus and lung	71	7.9	7.2
5	C18-C20 Colon and rectum	61	6.8	6.1
6	C53 Cervix uteri	56	6.2	5.7
7	C15 Oesophagus	55	6.1	5.6
8	C91-C95 Leukaemia	47	5.2	4.8
9	C56 Ovary	45	5.0	4.6
10	C09-C14 Pharynx	37	4.1	3.7
All sites		988	110.2	100

Polonnaruwa

Rank	ICD code and site	Cases	CR	%
1	C50 Breast	61	14.5	12.1
2	C73 Thyroid	56	13.3	11.1
3	C00-C06 Lip, tongue and mouth	54	12.8	10.7
4	C33-C34 Trachea, bronchus and lung	48	11.4	9.5
5	C15 Oesophagus	41	9.7	8.1
6	C18-C20 Colon and rectum	32	7.6	6.3
7	C53 Cervix uteri	26	6.2	5.2
8	C56 Ovary	21	5.0	4.2
9	C43-C44 Skin	18	4.3	3.6
10	C16 Stomach	16	3.8	3.2
All sites		504	119.5	100

Uva Province

Badulla

Rank	ICD code and site	Cases	CR	%
1	C50 Breast	86	10.2	12.4
2	C73 Thyroid	70	8.3	10.1
3	C15 Oesophagus	52	6.1	7.5
4	C33-C34 Trachea, bronchus and lung	45	5.3	6.3
5	C00-C06 Lip, tongue and mouth	43	5.1	6.2
6	C53 Cervix uteri	39	4.6	5.6
7	C18-20 Colon and rectum	34	4.0	4.9
8	C91-C95 Leukaemia	33	3.9	4.8
9	C56 Ovary	32	3.8	4.6
10	C70-C72 Brain and central nervous system	29	3.4	4.2
All sites		695	82.1	100.0

Moneragala

Rank	ICD code and site	Cases	CR	%
1	C73 Thyroid	61	12.9	18.6
2	C50 Breast	32	6.7	9.8
3	C00-C06 Lip, tongue and mouth	29	6.1	8.8
4	C91-C95 Leukaemia	22	4.6	6.7
5	C33-C34 Trachea, bronchus and lung	21	4.4	6.4
6	C18-20 Colon and rectum	20	4.2	6.1
7	C15 Oesophagus	19	4.0	5.8
8	C56 Ovary	16	3.4	4.9
9	C53 Cervix uteri	14	3.0	4.3
10	C09-C14 Pharynx	10	2.1	3.0
All sites		328	69.1	100

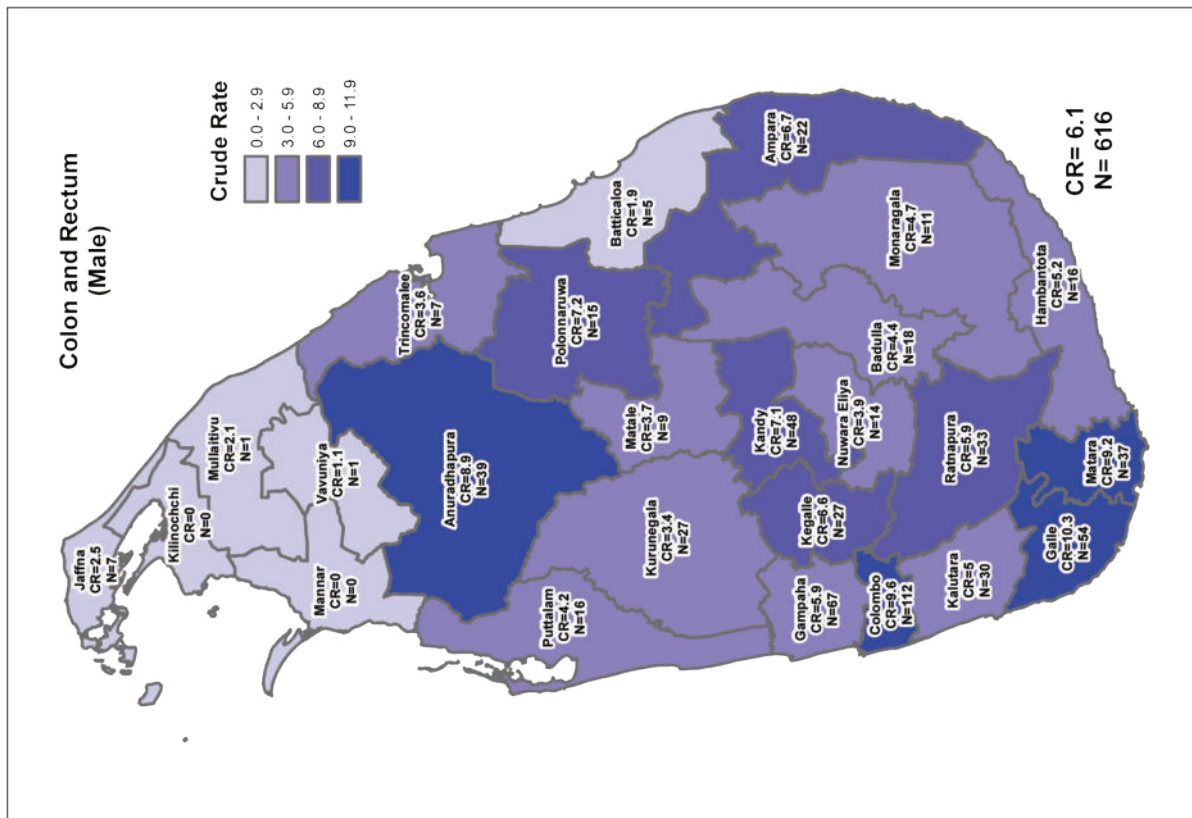
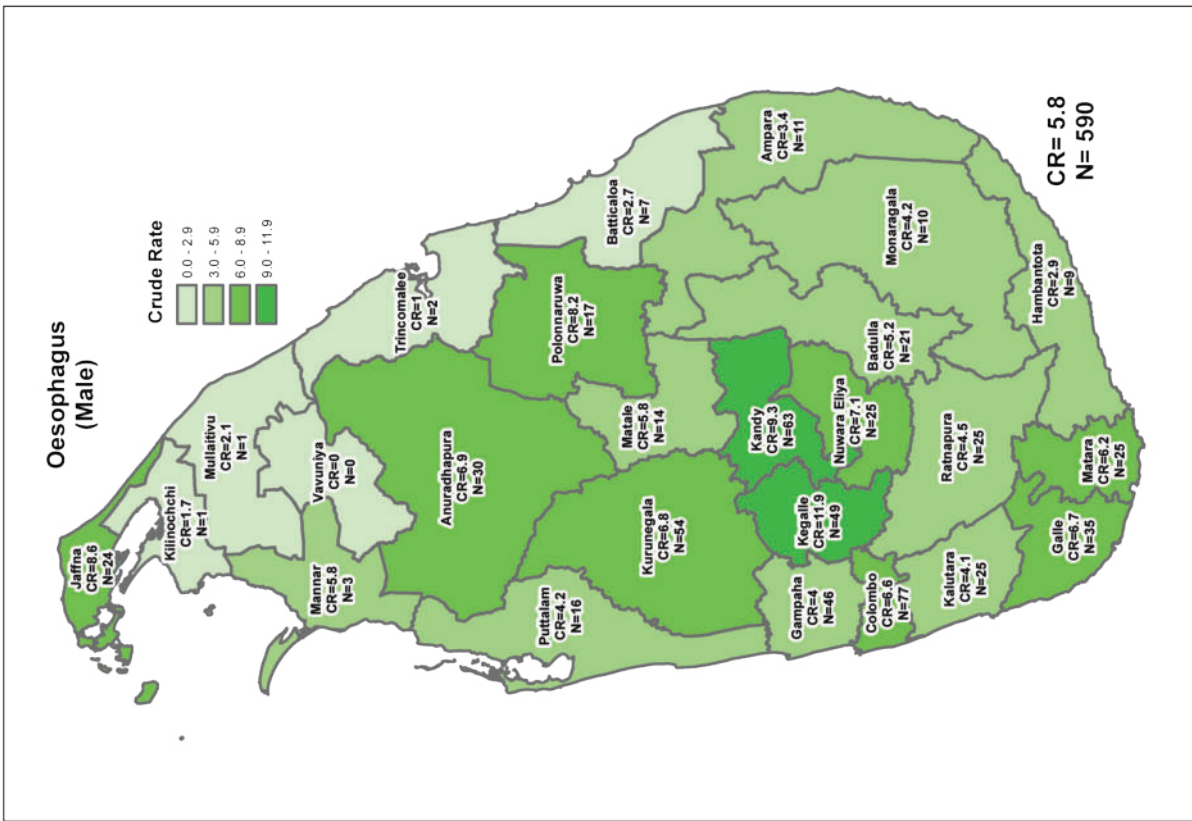
Sabaragamuwa Province

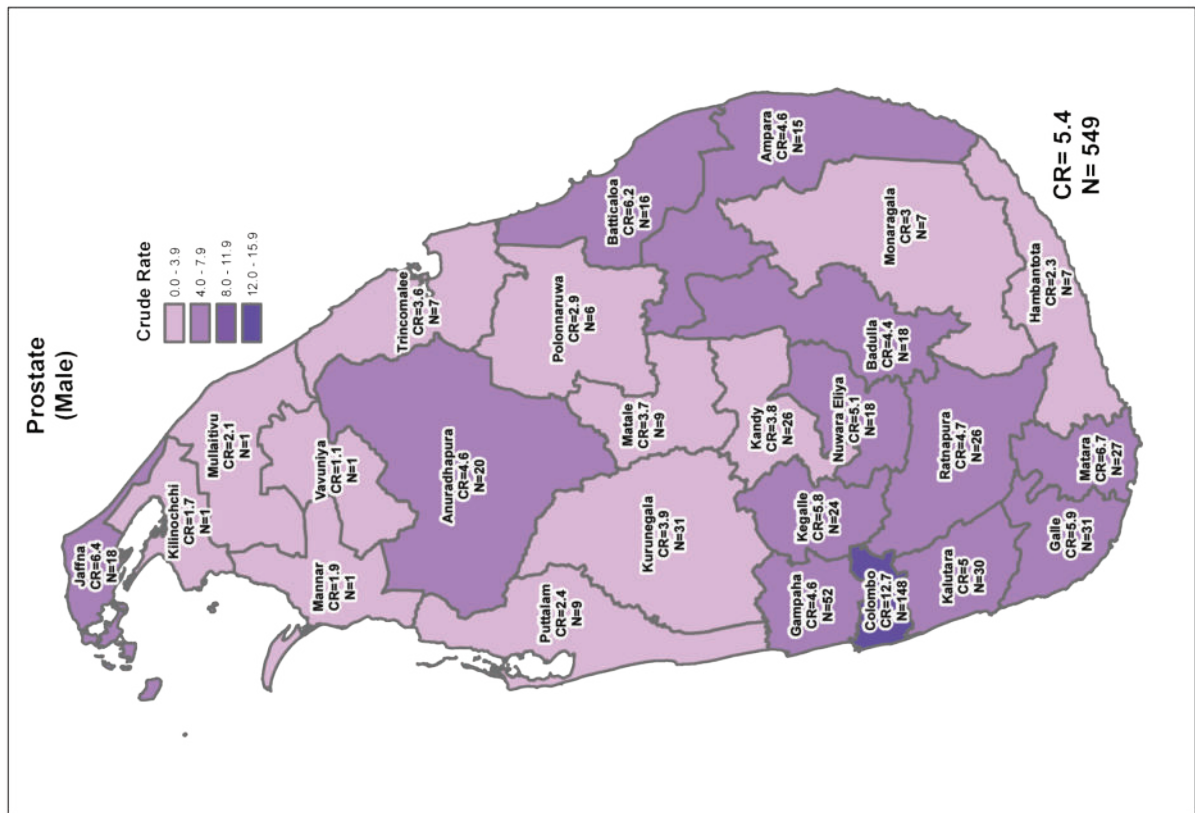
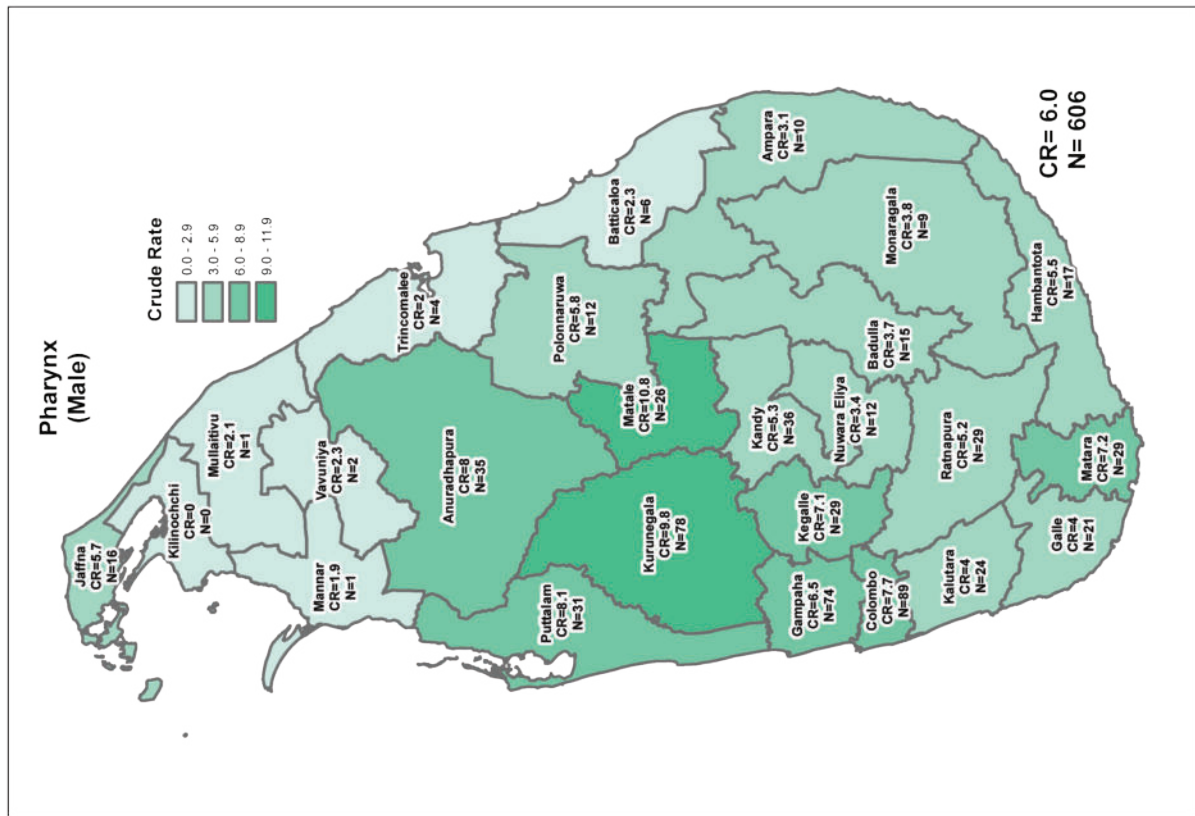
Kegalle

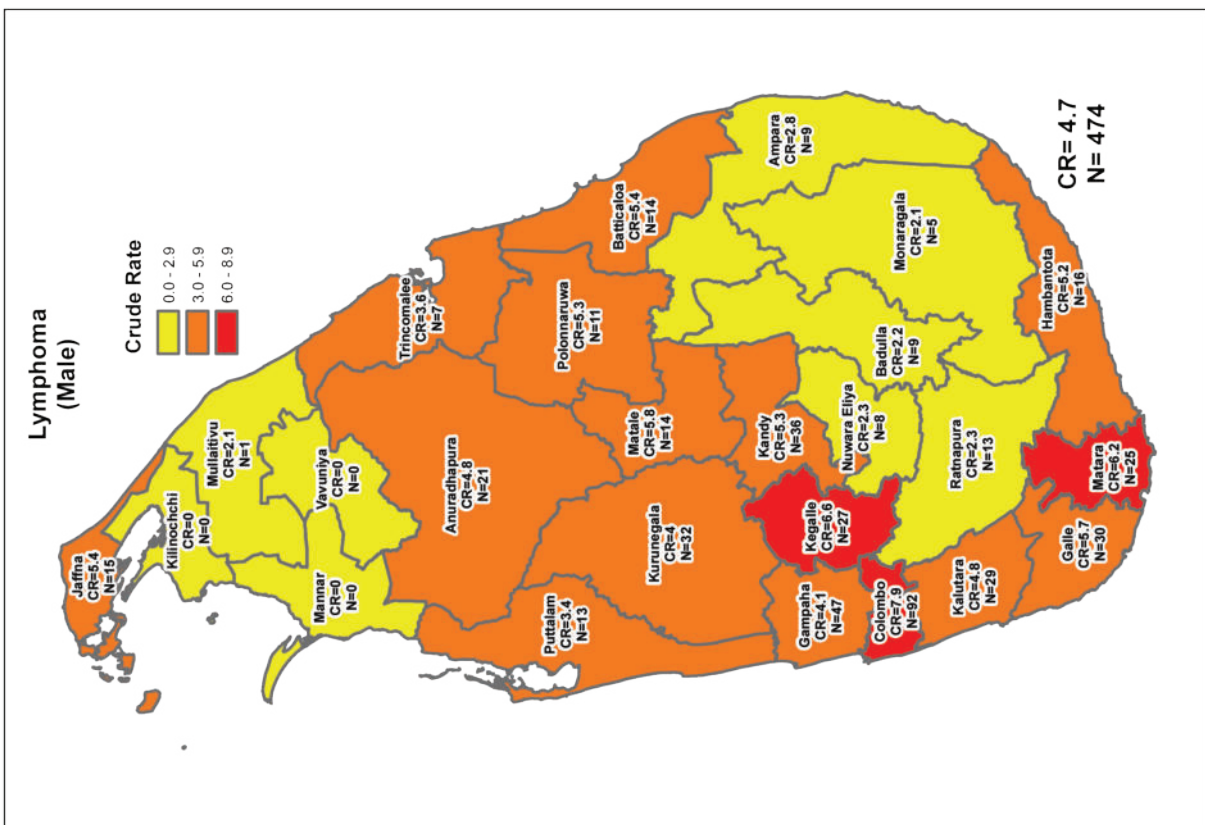
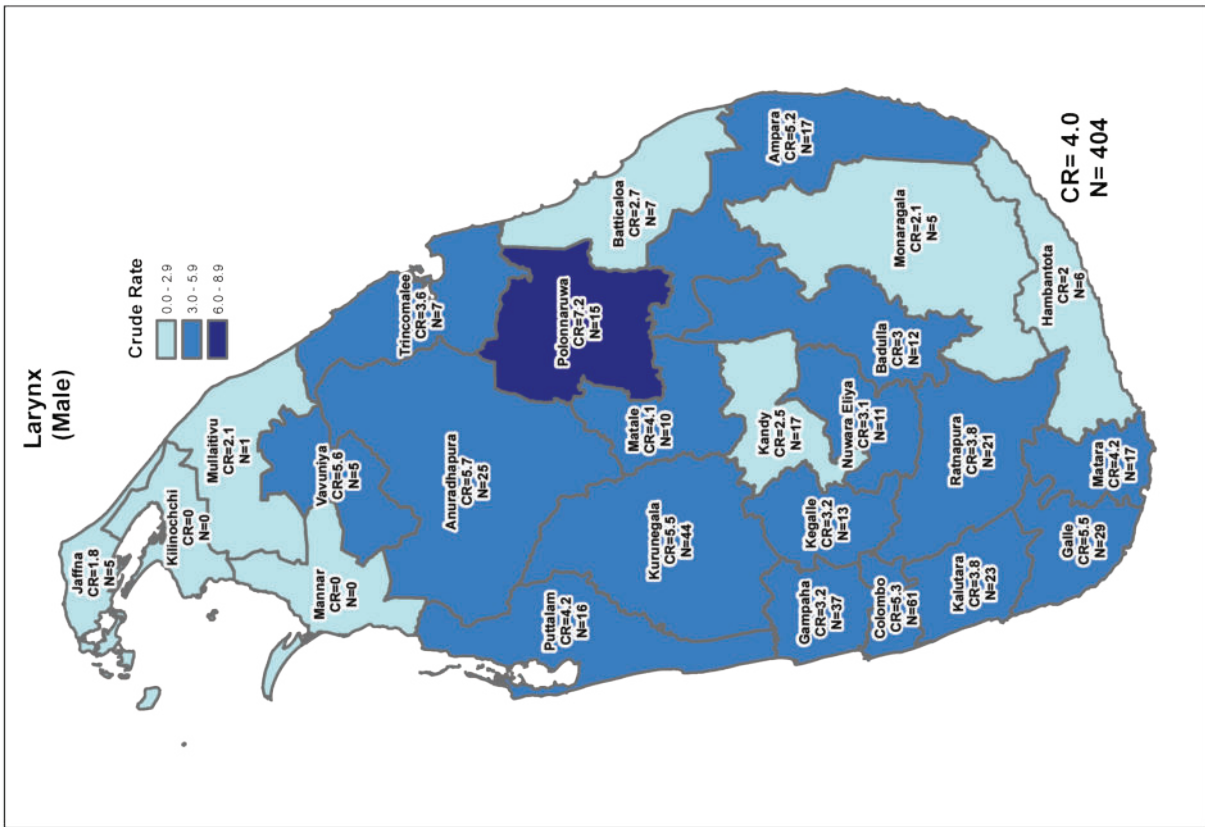
Rank	ICD code and site	Cases	CR	%
1	C00-C06 Lip, tongue and mouth	101	11.7	12.0
2	C15 Oesophagus	91	10.5	10.8
3	C50 Breast	87	10.1	10.1
4	C18-20 Colon and rectum	65	7.5	7.7
5	C73 Thyroid	46	5.3	5.4
6	C81-C85 and C96 Lymphoma	44	5.1	5.2
7	C33-C34 Trachea, bronchus and lung	40	4.6	4.7
8	C56 Ovary	40	4.6	4.7
9	C91-C95 Leukaemia	38	4.4	4.5
10	C09-C14 Pharynx	34	3.9	3.9
All sites		848	98.3	100

Ratnapura

Rank	ICD code and site	Cases	CR	%
1	C73 Thyroid	167	14.8	16.6
2	C00-C06 Lip, tongue and mouth	129	11.5	12.8
3	C50 Breast	120	10.7	11.9
4	C18-20 Colon and rectum	60	5.3	6.0
5	C53 Cervix uteri	51	4.5	5.1
6	C91-C95 Leukaemia	44	3.9	4.4
7	C15 Oesophagus	42	3.7	4.2
8	C33-C34 Trachea, bronchus and lung	42	3.7	4.2
10	C09-C14 Pharynx	34	3.0	3.4
11	C81-C85 and C96 Lymphoma	28	2.5	2.8
All sites		1008	89.6	100







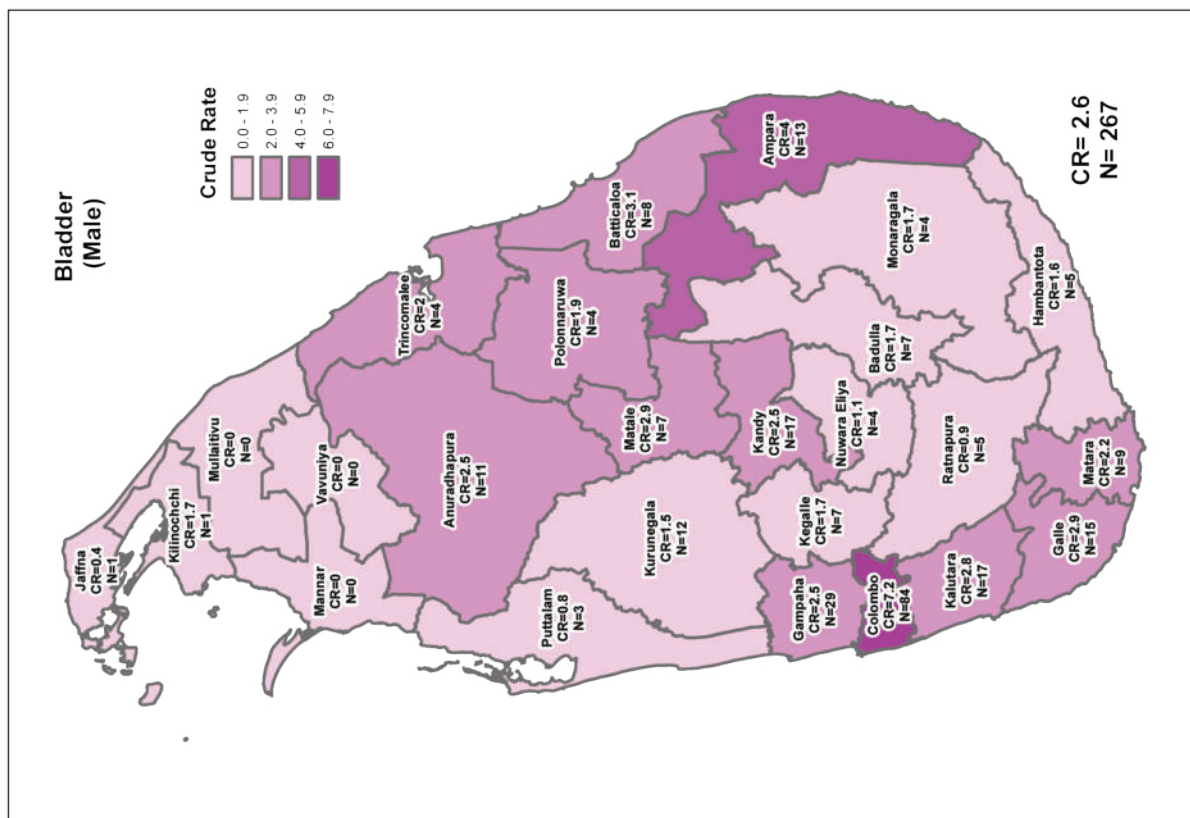
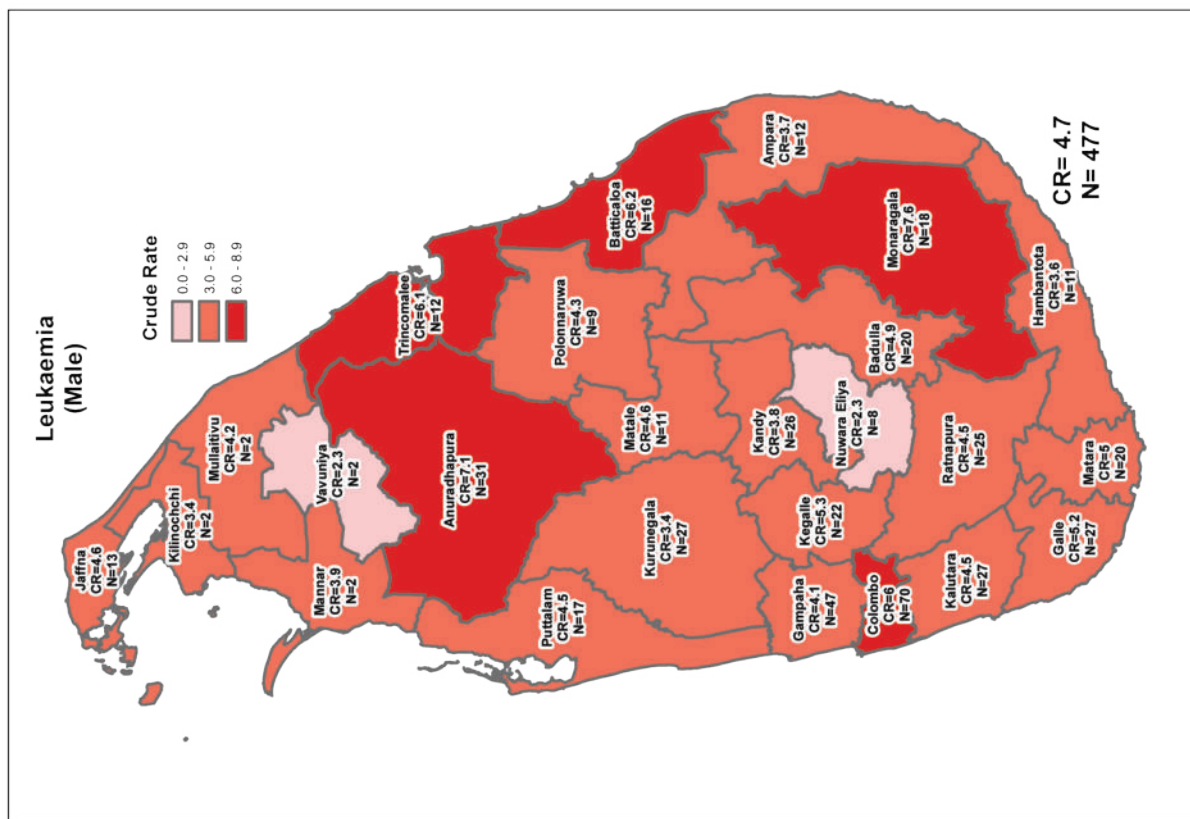
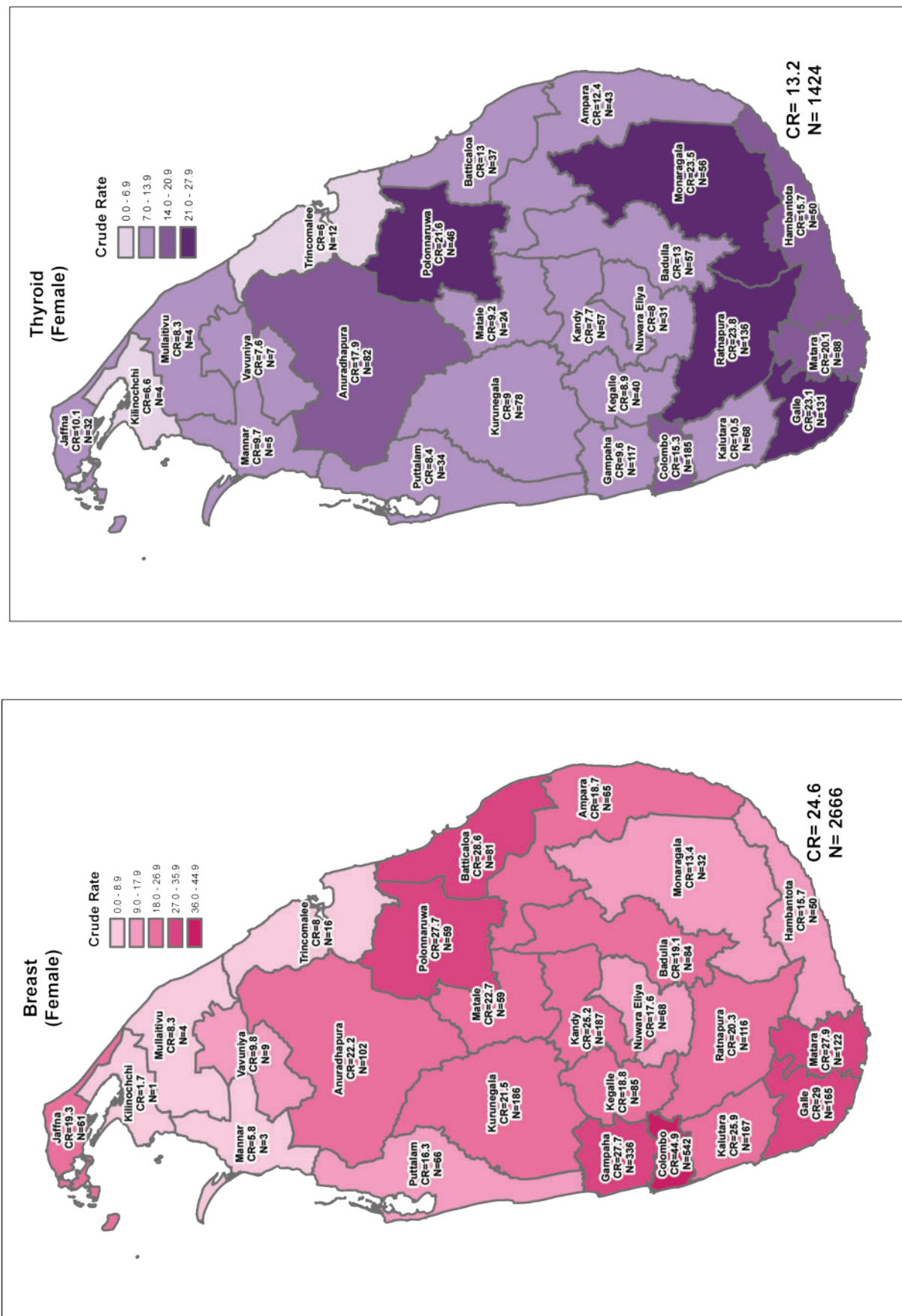
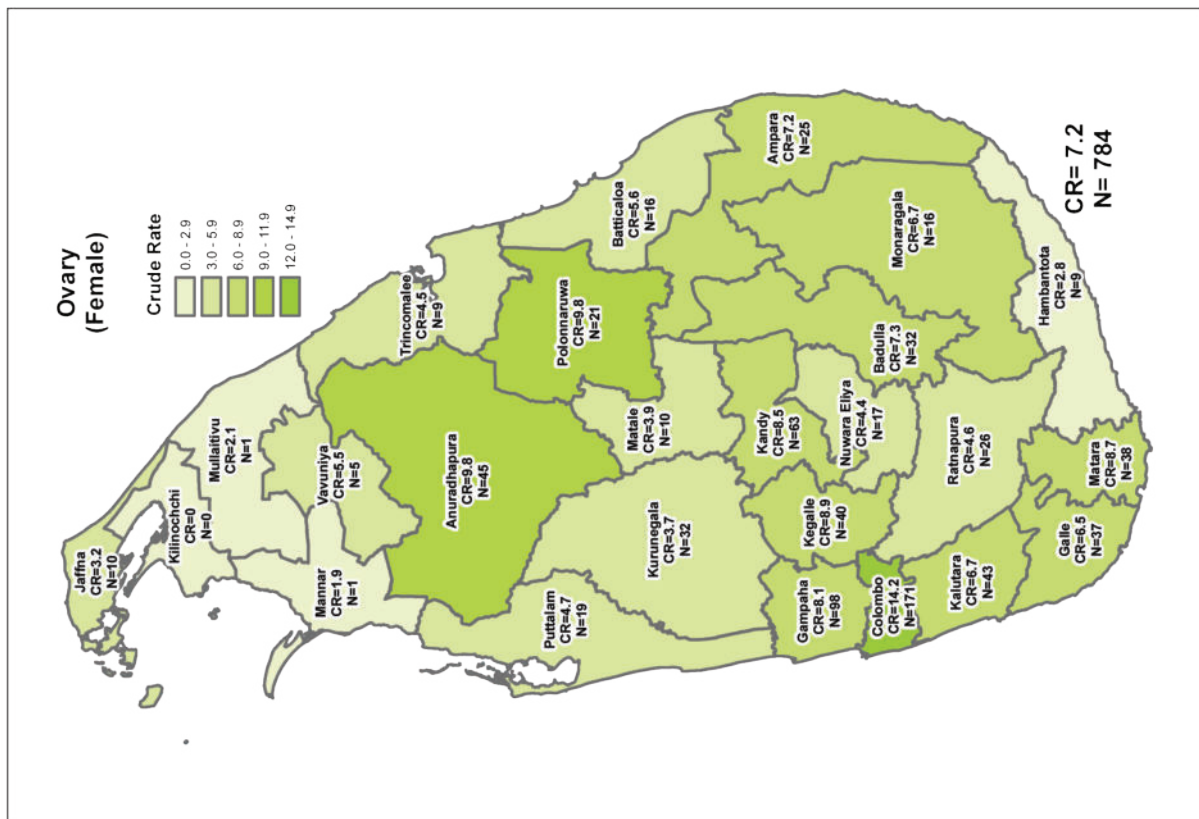
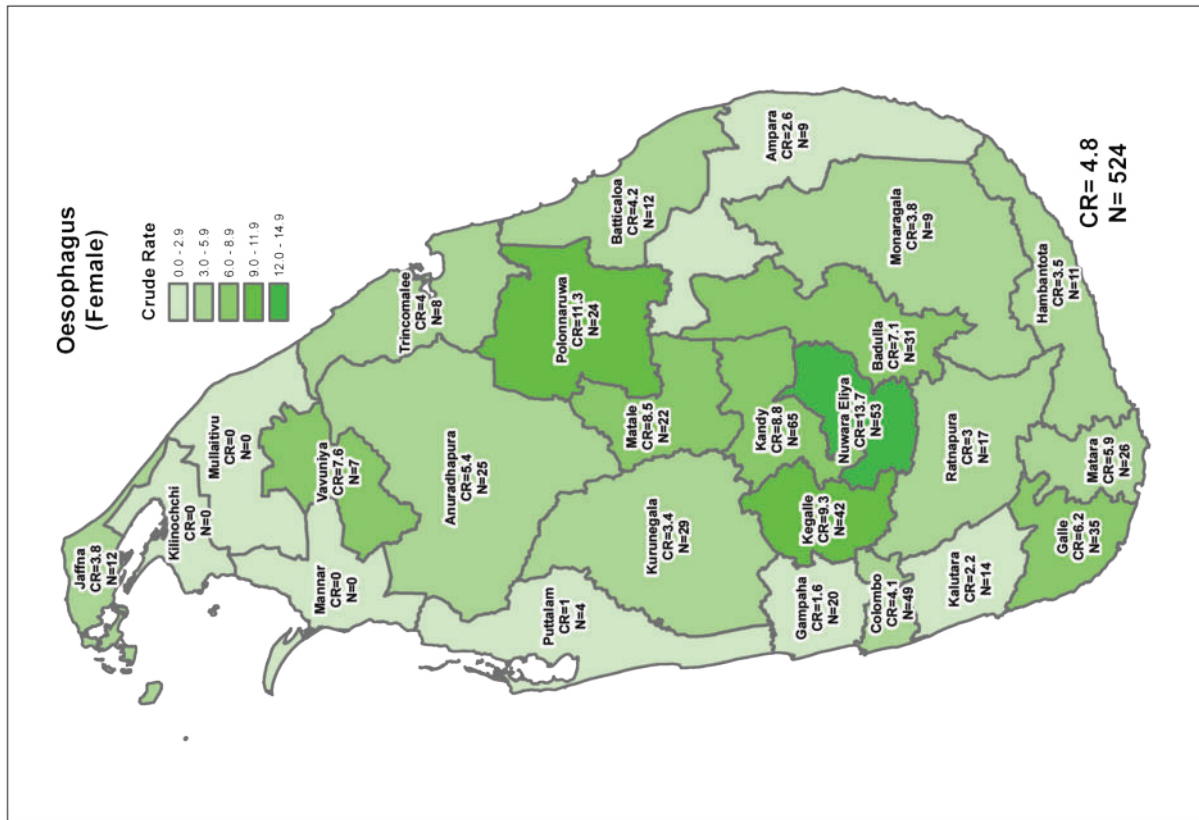
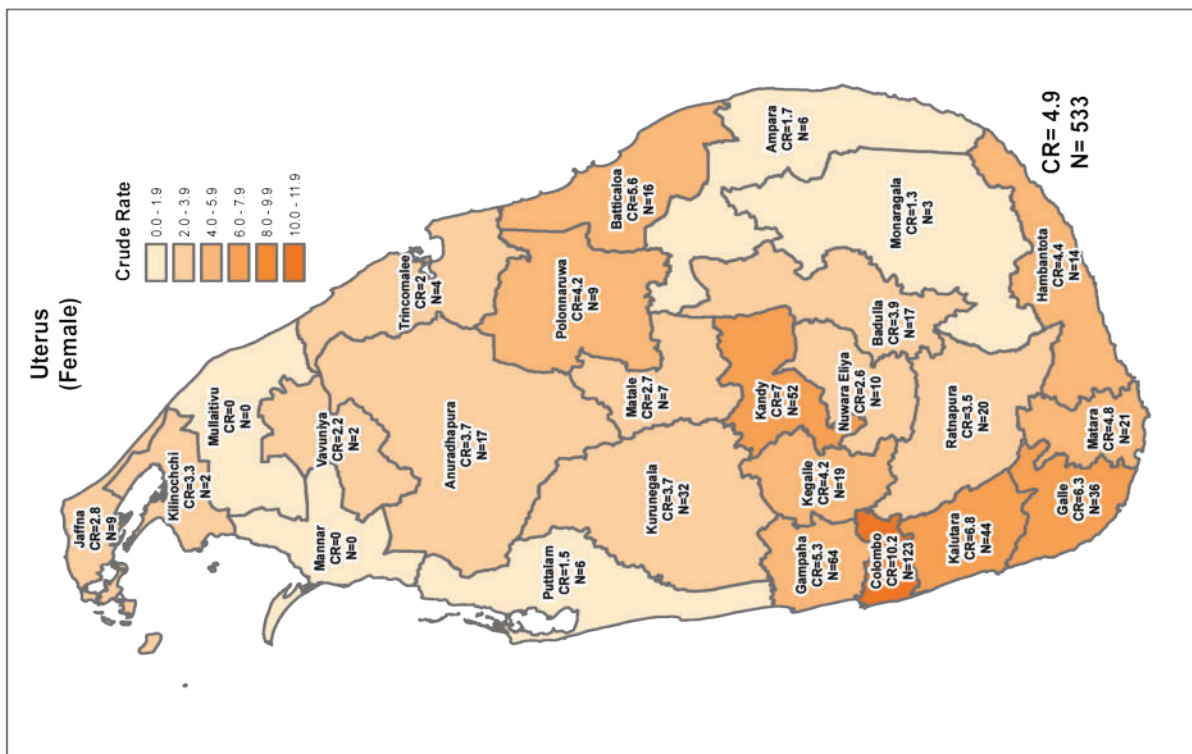
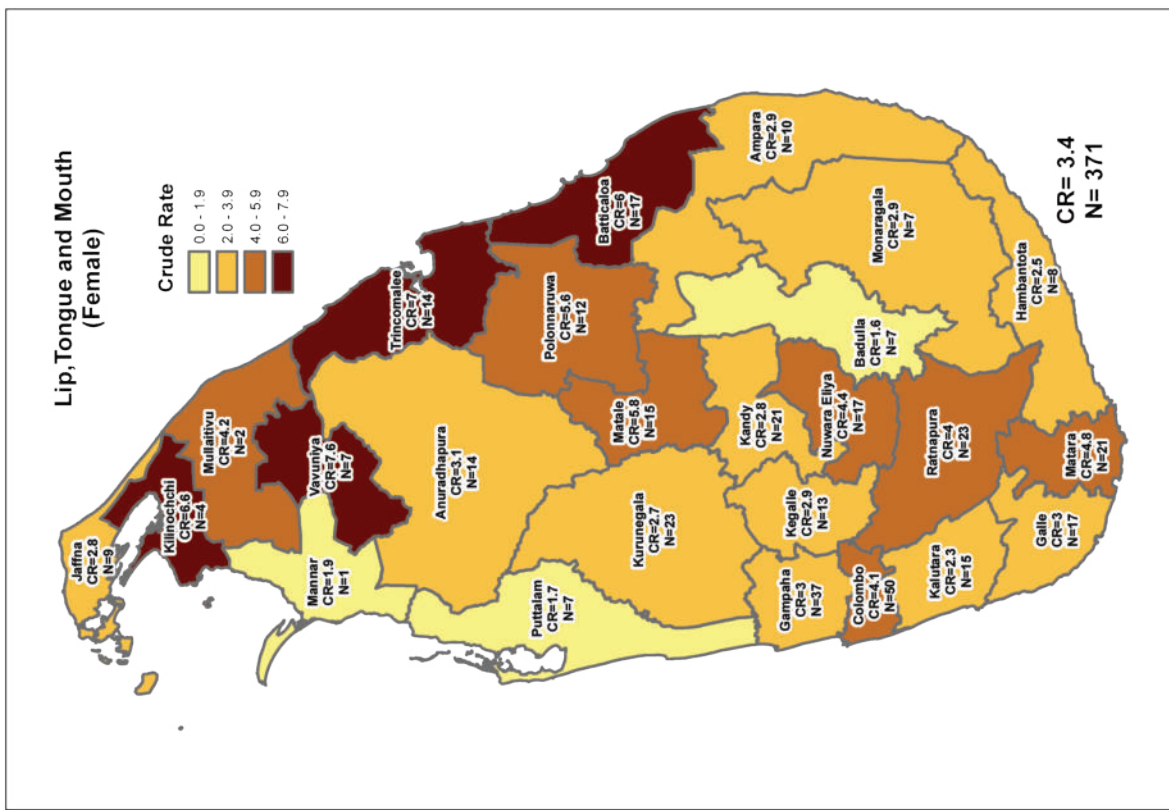
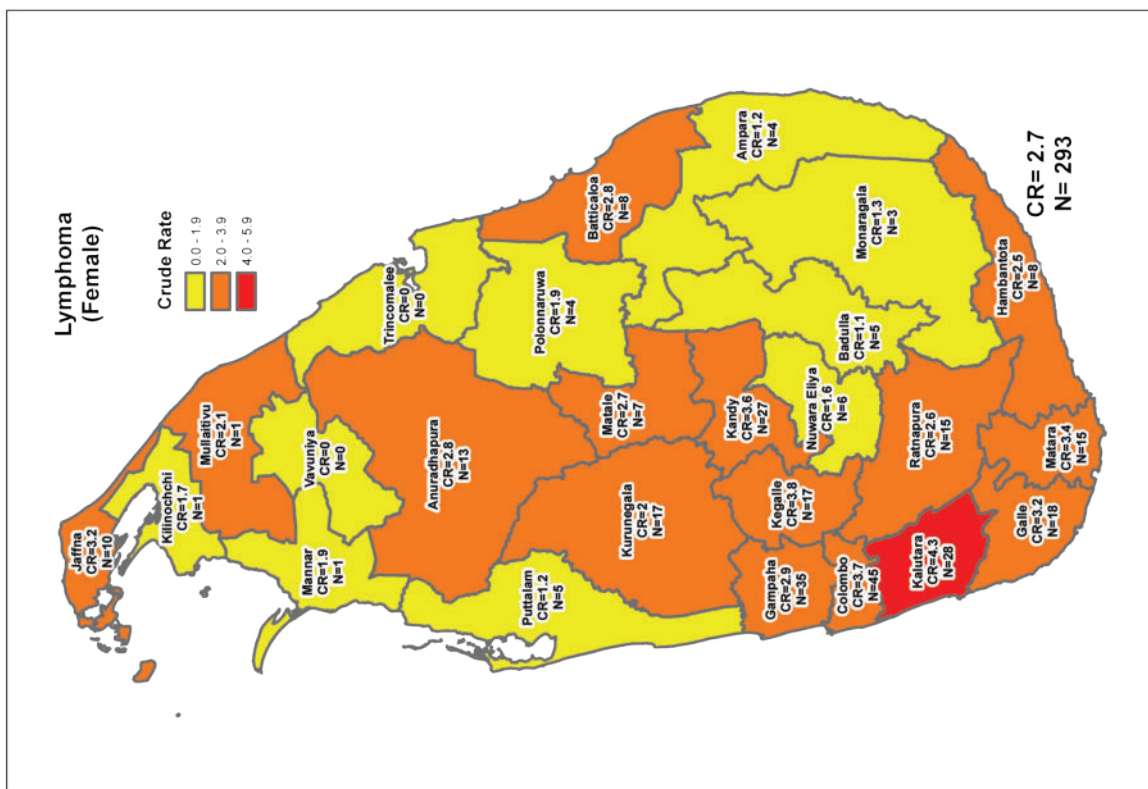
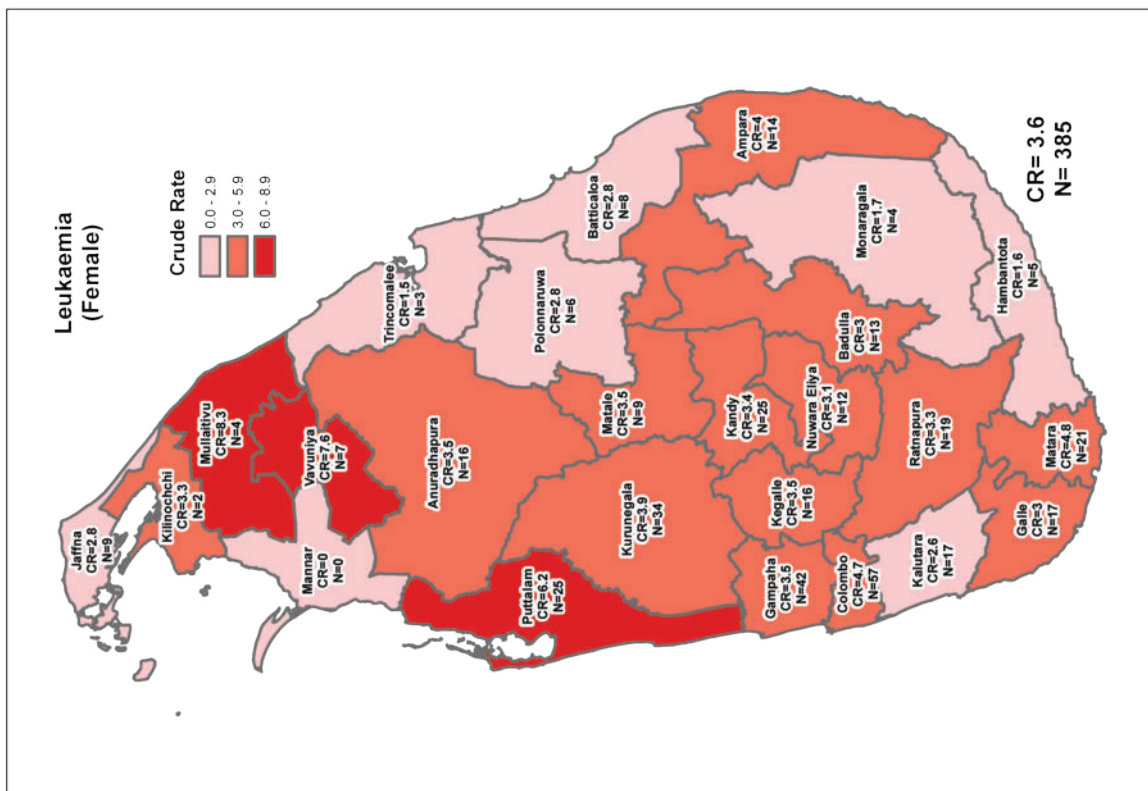


Figure 59 : Cancer incidence data by district among Females in Sri Lanka, 2015









Cancer Mortality Data of Sri Lanka

Mortality data due to cancers were obtained through;

- (i) Annual Health Bulletin based on Indoor Morbidity Mortality Return (IMMR) from the hospital statistics and
- (ii) Department of Census & Statistics website based on data derived from the vital registration system of Sri Lanka

Table 31 : Deaths due to cancers in hospitals in Sri Lanka, 2005-2015

Year	No. of hospital deaths due to cancers	Crude hospital annual death rate due to cancers per 100,000 population	Proportionate Mortality Ratio (PMR) out of all hospital deaths
2005	2753	14.0	8.3
2006	3241	16.3	9.9
2007	3498	17.5	10.1
2008	3485	17.2	9.8
2009	3774	18.5	10.0
2010	4449	21.5	11.1
2011	4631	22.2	11.8
2012	4519	22.2	11.6
2013	4539	22.2	11.2
2014	4995	24.0	11.7
2015	4798	22.9	11.0

Sources: Annual Health Bulletin 2005 to 2015

Table 32 : Deaths due to cancers out of all registered deaths in hospitals & field in Sri Lanka,

2001 – 2015

Year	Population	Cancer deaths		
		No.	CR	PMR (%)
2001	18,797,000	8,063	42.9	7.1
2002	18,921,000	7,986	42.2	7.1
2003	19,173,000	8,396	43.8	7.3
2004	19,435,000	9,127	47.0	7.9
2005	19,644,000	9,403	47.9	7.1
2006	19,958,000	10,386	52.3	8.8
2007	20,039,000	10,631	53.1	8.9
2008*	20,246,000			
2009	20,450,000	11,286	55.2	8.8
2010	20,653,000	11,836	57.3	9.1
2011	20,892,000	12,267	58.7	10.0
2012	20,359,439	12,581	61.8	10.2
2013	20,585,041	12,954	62.9	10.2
2014	20,777,595	13,514	65.0	10.5
2015*	20,970,488			

Source: Department of Census & Statistics, Sri Lanka

* Not published

CR-Crude annual death rate due to cancers per 100,000 population

PMR – Proportionate Mortality Ratio out of total deaths

**Table 33: Proportion of deaths due to cancers occurred at the hospitals out of total cancer deaths
In Sri Lanka 2010 - 2014**

Year	Total cancer deaths	Hospital cancer deaths	% of hospital cancer deaths
2010	11836	4449	37.6
2011	12267	4631	37.8
2012	12581	4519	35.9
2013	12954	4539	35.0
2014	13514	4995	37.0

**Table 34 : Deaths due to cancers by sex out of all registered deaths in hospitals & field in
Sri Lanka, 2001 – 2015**

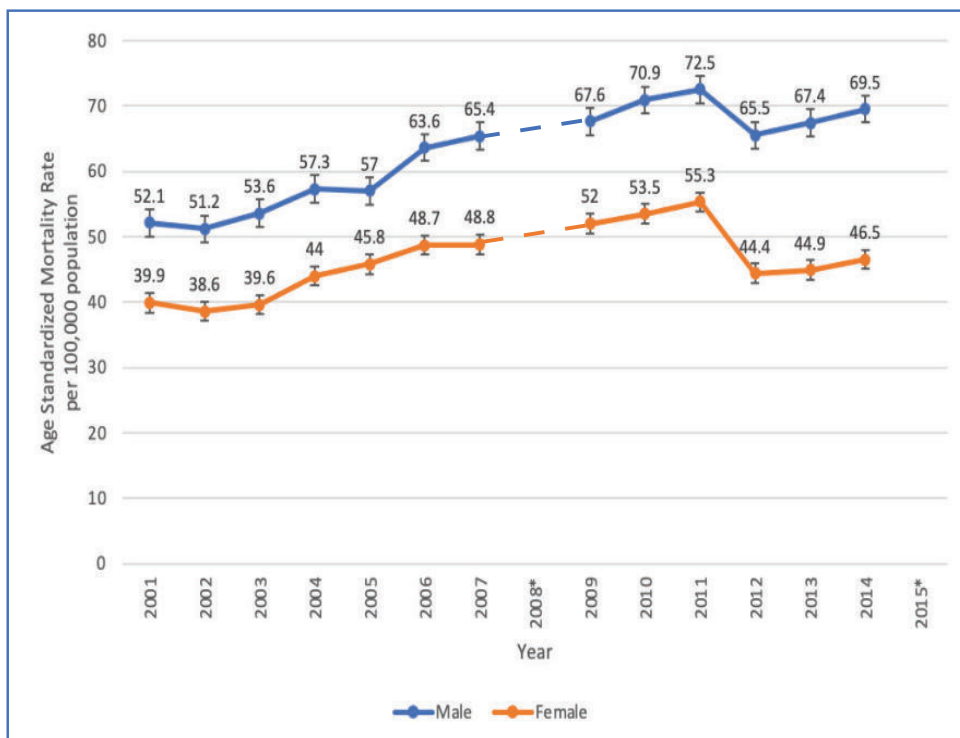
Year	Male			Female		
	No.	CR	ASR	No.	CR	ASR
2001	4375	46.7	52.1	3688	39.1	39.9
2002	4350	46.5	51.2	3636	37.9	38.6
2003	4614	48.7	53.6	3782	38.9	39.6
2004	4942	57.1	57.3	4185	42.9	44.0
2005	4983	50.9	57.0	4420	44.8	45.8
2006	5644	57.1	63.6	4742	47.6	48.7
2007	5827	58.5	65.4	4804	47.6	48.8
2008*						
2009	6105	60.2	67.6	5181	50.3	52.0
2010	6438	62.8	70.9	5398	51.9	53.5
2011	6641	64.0	72.5	5626	53.5	55.3
2012	6908	70.1	65.5	5673	54.0	44.4
2013	7166	71.9	67.4	5788	54.5	44.9
2014	7459	74.2	69.5	6055	56.5	46.5
2015*						

Source: Department of Census & Statistics, Sri Lanka

* Not published

CR-Crude annual death rate due to cancers per 100,000 population

ASR – Age standardized annual death rate due to cancers per 100,000 population



Source: Department of Census & Statistics, Sri Lanka

* Not published

Figure 60 : Age standardized cancer mortality rates in Sri Lanka, 2001 -2014

Leading cancer mortality rates , 2010-2014

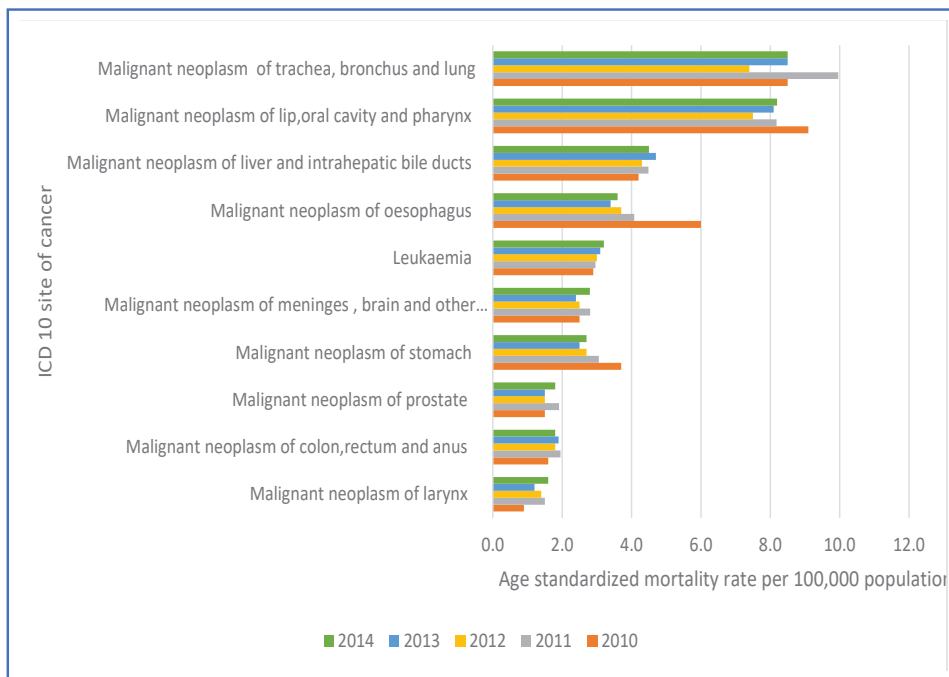


Figure 61 : Age standardized leading cancer mortality rates in males in Sri Lanka, 2010 – 2014

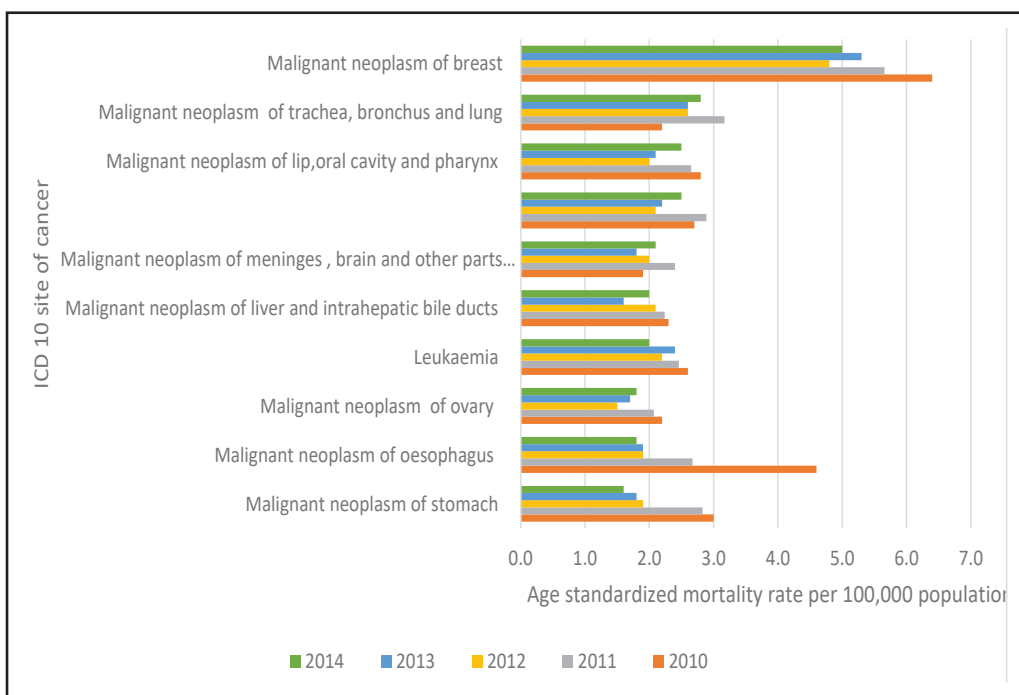


Figure 62 : Age standardized leading cancer mortality rates in females in Sri Lanka, 2010 – 2014

Mortality trends of leading cancers, 2010-2014

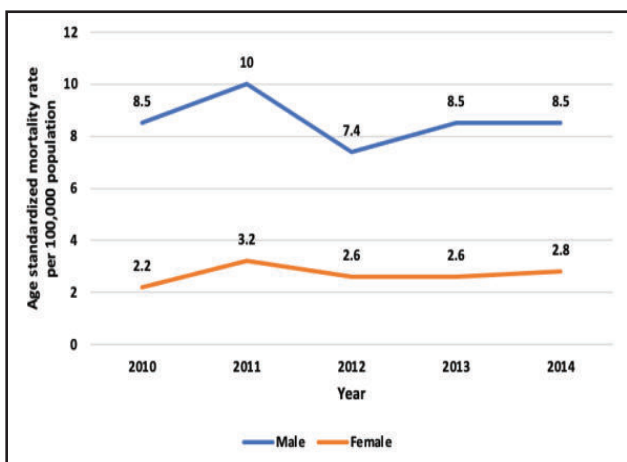


Figure 63 : Age standardized Trachea, bronchus & lung cancer mortality rates of Sri Lanka, 2010 – 2014

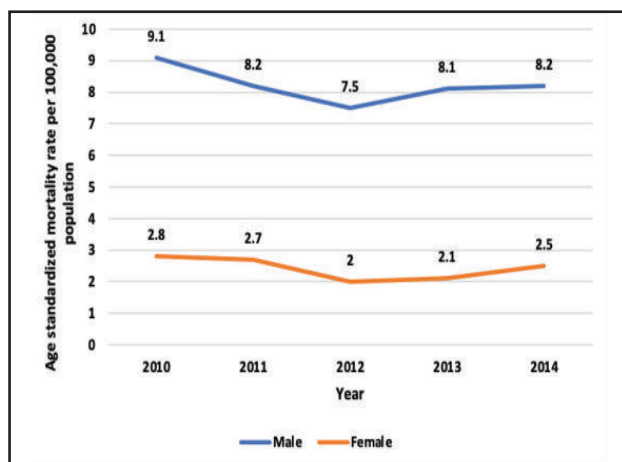


Figure 64 : Age standardized Lip, oral cavity & pharyngeal cancer mortality rates of Sri Lanka, 2010 – 2014

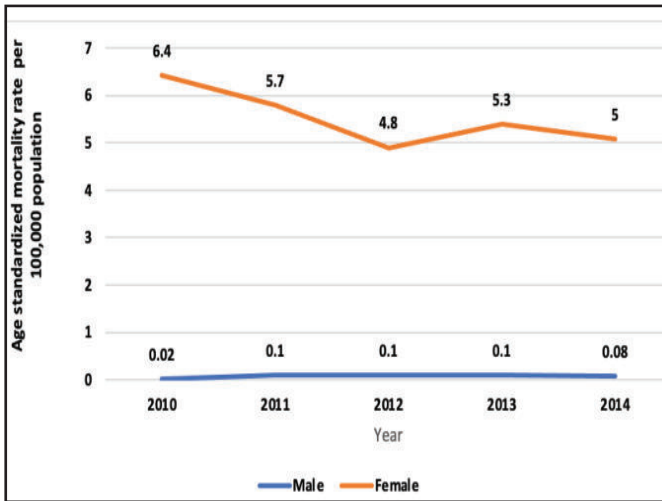


Figure 65 : Age standardized Breast cancer mortality rates of Sri Lanka, 2010 – 2014

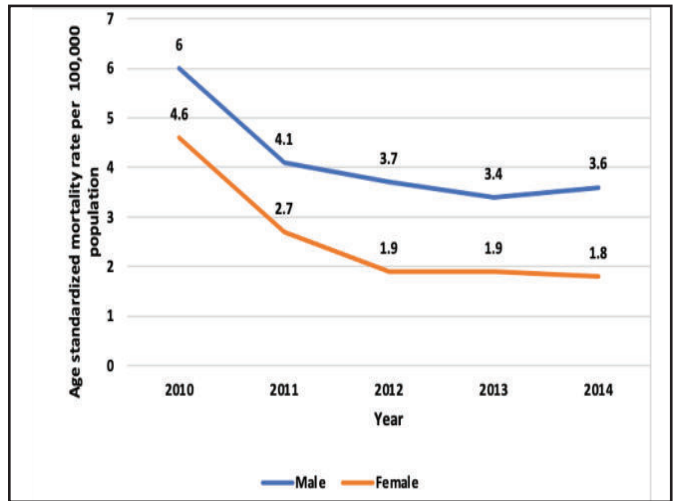


Figure 66 : Age standardized Oesophageal cancer mortality rates of Sri Lanka, 2010 – 2014

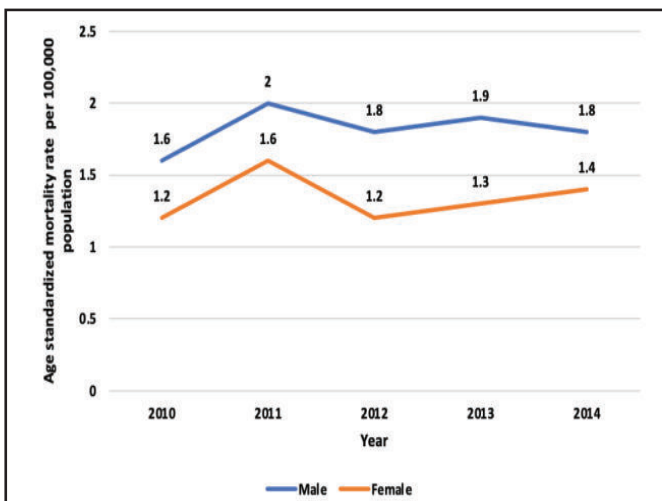


Figure 67 : Age standardized Colon, rectal and anal cancer mortality rates of Sri Lanka, 2010 – 2014

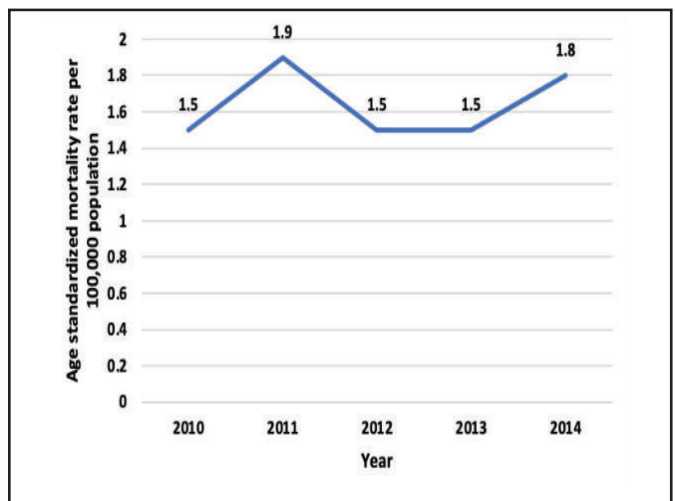


Figure 68 : Age standardized Prostate cancer mortality rates of Sri Lanka, 2010 – 2014

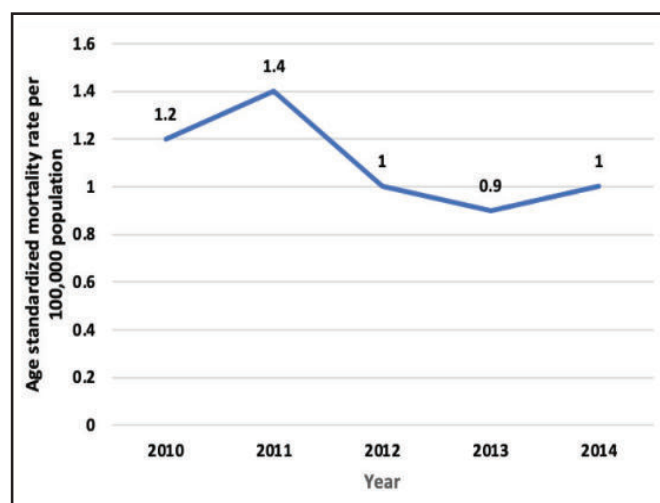


Figure 69 : Age standardized Cervical cancer mortality rates of Sri Lanka, 2010 – 2014

Annex

Table 1 Summary details of previous publications of 'Cancer Incidence Data Sri Lanka'

Year of cancer incidence data	Data generating centres						Publication	
	Cancer Treatment Centres	Pathology laboratories	OMF units	Medical Record Rooms	Death Registrars	Total no. of centres	Volume	Year published
1985	3	—	—	—	—	3	1	1990
1986	3	—	—	—	—	3	2	1991
1987	3	—	—	—	—	3	3	1993
1990	3	—	—	—	—	3	4	1996
1995	3	—	—	—	—	3	5	2002
2000	4	—	—	—	—	4	6	2006
2001-2005	5	—	—	—	—	5	7	2009
2006	6	—	4	—	—	10	8	2012
2007	6	—	4	—	—	10	9	2013
2008	7	16	17	—	—	40	10	2014
2009	9	15	17	—	—	41	11	2015
2010	9	13	17	—	—	39	12	2016
2011	9	13	12	-	-	34	13	2018
2012	9	37	15	9	40	110	14	2020
2013	9	45	15	25	40	134	15	2021
2014	9	51	15	24	40	139	16	2021

Statistical Terminology

Population at risk

The population at risk includes all individuals susceptible to a specific cancer. It is defined on the basis of demographic variables, such as place of residence, sex, age group. Years of risk duration are counted in person-years.

Incidence

Incidence quantifies the number of new cases that develop in a population of individuals at risk during a specified time interval. Usually it is given as per 100,000 population per year.

Mortality

Mortality is the number of deaths occurring in a given period in a specified population. It can be expressed as an absolute number of deaths per year or as a rate per 100,000 persons per year.

Crude rate

Data on incidence or mortality are often presented as rates. For a specific tumour and population, a crude rate is calculated simply by dividing the number of cancer deaths observed during a given time period by the corresponding number of person years in the population at risk. For cancer, the result is usually expressed as an annual rate per 100,000 persons at risk.

$$\text{Crude incidence rate} = \frac{\text{Total number of cases in the year}}{\text{Total midyear population at risk}} \times 100,000$$

$$\text{Crude death rate} = \frac{\text{Total number of deaths in the year}}{\text{Total midyear population at risk}} \times 100,000$$

Age-specific rate

The age-specific rate is calculated simply by dividing the number of new cancers or cancer deaths observed in a given age category during a given time period by the corresponding number of person years in the population at risk in the same age category and time period. The result is usually expressed as an annual rate per 100,000 person-years. In this publication, five-year age categories are used

$$\text{Age-specific incidence rate} = \frac{\text{Number of cases in the five-year age group}}{\text{Population at risk in the corresponding age group}} \times 100,000$$

$$\text{Age-specific death rate} = \frac{\text{Number of deaths in the five-year age group}}{\text{Population at risk in the corresponding age group}} \times 100,000$$

ASR (Age standardized rate)

An age-standardised rate (ASR) is a summary measure of the rate that a population would have if it had a standard age structure. Standardization is necessary when comparing several populations that differ with respect to age because age has a powerful influence on the risk of dying from cancer. The ASR is a weighted mean of the age-specific rates; the weights are taken from population distribution of the *standard population*. The most frequently used standard population is the *World Standard Population*. The calculated mortality rate is then called age-standardised mortality rate (world). The world standard population used within the application is as proposed by Segi (1960) and modified by Doll and *al.* (1966). The ASR is also expressed per 100,000.

Age group	w _i
0-4	12000
5-9	10000
10-14	9000
15-19	9000
20-24	8000
25-29	8000
30-34	6000
35-39	6000
40-44	6000
45-49	6000
50-54	5000
55-59	4000
60-64	4000
65-69	3000
70-74	2000
75-79	1000
80-84	500
85+	500
Total	100000

Life time risk (Cumulative Risk)

Cumulative incidence/mortality is the probability or risk of individuals getting/dying from the disease within a specified age interval within a time period.

(The cumulative risk is the risk which an individual would have of developing the cancer under study during a certain age span if no other causes of death were in operation)

List of References

Department of Census and Statistics <http://www.statistics.gov.lk/Population/StaticalInformation/VitalStatistics> [27 December 2020]

Fritz A., Percy C., Jack A., Shanmugaratnam K., Sobin L., Parkin D.M., Whelan S. (ed) (2009) International Classification of Diseases of Oncology, 3rd Edition WHO, Geneva

Glossary of statistical terms; <http://www-dep.iarc.fr/WHOdb/glossary.htm> [21 December 2020]

ICD 10-10th revision, Fifth edition 2016, World Health Organization

International Association of Cancer Registries,

http://www.iacr.com.fr/index.php?option=com_content&view=category&layout=blog&id=68&Itemid=445

[29 December 2020]

International Classification of Childhood Cancer, Third Edition, *Cancer 2005*; 103: 1457-67

Ministry of Health ,

http://www.health.gov.lk/moh_final/english/public/elfinder/files/publications/AHB/2017/AHB%202015.pdf [24 December 2020]



National Cancer Control Programme
Ministry of Health
555/5 Public Health Complex
Elvitigala Mawatha,
Narahrenpita, Colombo 05
Sri Lanka
+ 94 112368627
www.nccp.health.gov.lk